

GAMSAT

Graduate Medical School Admissions Test

Information Booklet 2026

Test Windows

March 2026

Written Communication:
28 February – 1 March 2026

Humanities and Biological Sciences:
20 – 22 March 2026

September 2026

Written Communication:
22 – 23 August 2026

Humanities and Biological Sciences:
11 – 13 September 2026

gamsat.acer.org



IMPORTANT: Please read the LEGAL NOTICE at the end of this Booklet.

This Booklet, including the Legal Notice, as well as any instructions issued from time to time regulating test takers' sitting of the GAMSAT, will form part of the binding agreement between you and The Australian Council for Educational Research Ltd (ABN 19 004 398 145) ("ACER") if you register to take the GAMSAT in March and/or September 2026. You should make sure that you understand fully and are familiar with the contents of this Booklet (including the Legal Notice) before you register for the GAMSAT in March and/or September 2026.

GAMSAT 2026 Key Dates

March 2026	September 2026
Registrations open November 2025*	Registrations open May 2026*
Standard registrations close Monday 26 January 2026 (9pm AEDT [¶] , 10am GMT [†])	Standard registrations close Tuesday 30 June 2026 (10pm AEST [‡] , 1pm BST [#])
Late registrations close Thursday 5 February 2026 (9pm AEDT [¶] , 10am GMT [†])	Late registrations close Monday 13 July 2026 (10pm AEST [‡] , 1pm BST [#])
Reasonable adjustments close Monday 26 January 2026 (9pm AEDT [¶] , 10am GMT [†])	Reasonable adjustments close Tuesday 30 June 2026 (10pm AEST [‡] , 1pm BST [#])
Refund requests close Thursday 5 February 2026 (9pm AEDT [¶] , 10am GMT [†])	Refund requests close Monday 13 July 2026 (10pm AEST [‡] , 1pm BST [#])
Deferral requests close Thursday 5 February 2026 (9pm AEDT [¶] , 10am GMT [†])	Deferral requests close Monday 13 July 2026 (10pm AEST [‡] , 1pm BST [#])
Test windows Written Communication: 28 February – 1 March 2026 Humanities and Biological Sciences: 20 – 22 March 2026	Test windows Written Communication: 22 – 23 August 2026 Humanities and Biological Sciences: 11 – 13 September 2026
Results available Late May 2026	Results available Mid November 2026

* Registrations open *during* the advised month, it is not possible to provide a specific date.

† GMT = Greenwich Mean Time

¶ AEDT = Australian Eastern Daylight Time

BST = British Summer Time

‡ AEST = Australian Eastern Standard Time

Contents

GAMSAT 2026 Key Dates	ii
1. Contact us	1
2. About GAMSAT	2
Test structure and content	2
Test sections	2
Written Communication	2
Reasoning in Humanities and Social Sciences	3
Reasoning in Biological and Physical Sciences	3
3. Before the test	4
Eligibility for GAMSAT	4
How do I know if I'm a genuine applicant?	4
Registering for GAMSAT	4
Create an ACER online account	4
Completing your registration for GAMSAT	4
Which test cycle is best timed for me?	5
Can I register for multiple test cycles?	5
My area of study isn't listed when I try to apply?	5
I didn't get the activation email when I created my account?	5
Registration deadline(s)	5
Standard registration period:	5
Late registration period:	5
Test centres	6
Can I change my test centre location, date, or session?	6
Remote proctoring	6
What is remote proctoring?	7
What are the technical requirements for remote proctoring?	7
How do I book my Written Communication remote proctored session?	7
What if I'm not near a test centre?	7
Supporting documentation	8
How do I apply?	8
Additional requirements	8
Do I need to apply for reasonable adjustments again if I did so in a previous sitting?	8
I deferred my GAMSAT sitting, do my adjustments carry over?	8
When will I hear about the outcome of application?	9
How will I know if I need to supply additional documentation?	9
Payment and refunds	9
Why am I being charged a late fee?	9
What is the overseas levy for?	9
Applying for a refund	10
I've changed my mind after the deadline, how do I get a refund?	10

Applying for a deferral	10
Can I defer my test to another day in the same test window?	10
Will I still be able to access my preparation materials if I defer?	10
Can I apply for a refund after I have deferred my registration?	11

Admission ticket	11
When will I get my admission ticket?	11
How do I access my admission ticket?	11

4. Preparing for GAMSAT **12**

GAMSAT preparation materials	12
Videos	12
E-books (pdf format)	12
Online Practice Tests - Humanities & Biological Sciences	13
E-books	13
Online Test Generator - Written Communication:	13
If I am not confident in a specific area of study, what type of preparation should I do?	14
Can I have feedback on my practice essay responses?	14
Can I share the preparation materials I have purchased with others?	14

Online platform demo	14
-----------------------------	-----------

Test-taking strategy for Humanities and Biological Sciences	15
--	-----------

Test-taking strategy for Written Communication	15
---	-----------

Scratch/note paper and small whiteboards	15
If I can't find a small whiteboard, can I use an A4 sized piece of blank paper laminated?	15

5. During the testing window **16**

Testing windows	16
Remote proctoring test day	16
What you'll need	16
Timers	16
Can I use a dictionary?	16
Can I use the bathroom during remote proctoring?	16
What happens if I miss my remote proctored session?	16
Timing and order of test centre sessions	17
Can I leave the test centre?	17
Can I use the bathroom during test time?	17
Identification	17
What you'll need on the day	18
Test centre amenities	18
Can I eat during the test?	18
Personal comfort and appropriate attire	19
What equipment is provided to sit the test?	19
Can I choose a morning or afternoon session?	19
What if I arrive late?	19
What happens if I attend a test centre on the wrong day or session?	19
Can I leave when I have finished GAMSAT?	19

6. After the test	20
GAMSAT results	20
GAMSAT scores	20
What is a scaled score?	20
Can I appeal my score?	21
Results for university admission	21
Which score do I use for my application, if I have more than one?	21
How does ACER ensure equity and fairness?	21
Appeals and complaints	21
Test security and misconduct	22
Misconduct	22
7. Application for admission to programs in Australia	24
Admission to a graduate - entry program	24
Applying for admission	25
8. Course-specific enquiries Australia	26
9. Application for admission to programs in Ireland	28
10. Course-specific enquiries Ireland	29
11. Application for admission to programs in the UK	30
UCAS application	30
Direct application	30
Admission to the programs	30
12. Course-specific enquiries UK	32
14. GAMSAT Declaration	34
15. Legal Notice	35

1. Contact us

GAMSAT is developed and administered by the Australian Council for Educational Research (ACER) on behalf of the GEMPASS Australia Limited. ACER is an independent not-for-profit organisation.

All important information about GAMSAT can be found in this Information Booklet and on the GAMSAT website (<https://gamsat.acer.org>).

Due to the high volume of enquiries received, particularly around key deadlines and the test window, it is advised to review the website and this information booklet for the answer to any questions you may have – particularly if they are urgent. If you cannot find the answer to your question, please email the GAMSAT office at ACER and we will respond as soon as we can.

Please direct any enquiries or concerns you may have by email to the GAMSAT office and include your full name and GAMSAT ID number so we can easily find your registration and previous correspondence.

All communications from the GAMSAT office will be via email, unless otherwise agreed. To ensure that your email provider does not flag important communication from the GAMSAT office as spam, please save the GAMSAT email address (gamsat@acer.org) to your list of safe senders.

GAMSAT office

Email: gamsat@acer.org

Email services are available:

Monday to Friday

All emails will generally be responded to within 24 hours. Please note that response time may be longer in busy periods and after weekends or holidays.

Message: Test takers can also contact the GAMSAT office through the GAMSAT registration account messaging system. Please use this method of correspondence if your query includes personal data.



2. About GAMSAT

The Graduate Medical School Admissions Test (GAMSAT) is developed by The Australian Council for Educational Research Ltd (ACER) in conjunction with GEMPASS Australia Limited to assist with the selection of students to graduate-entry medical and health sciences programs.

GAMSAT is designed to assess your capacity to undertake high level intellectual studies in a demanding course. GAMSAT evaluates the nature and extent of abilities and skills gained through prior experience and learning, including the mastery and use of concepts in basic science as well as the acquisition of more general skills in problem solving, critical thinking and writing.

GAMSAT is offered twice a year, in March and September.

GAMSAT is a computer-based test, delivered via a combination of remote proctoring and in-person supervised test venues.

If your first degree is in a non-scientific field of study you can still sit GAMSAT and succeed in an application for admission to one of the graduate-entry programs. A science degree is not always a prerequisite and universities encourage applications from people who have achieved academic excellence in other fields. However, it must be stressed that success in GAMSAT will be difficult without a good knowledge and ability in the biological and physical sciences.

Test structure and content

The purpose of GAMSAT is to assess your ability to understand and analyse material, to think critically about issues and, in the case of the Written Communication section, to organise and express your thoughts in a logical and effective way. GAMSAT questions are based on material drawn from a variety of sources. They typically require you to read and think about a passage of writing, interpret graphical displays of information, use mathematical relationships and apply reasoning skills to tables of data.

In 2026, GAMSAT is divided into two (2) separate test windows; the first test window is Written Communication, and will be conducted via remote proctoring for all test takers. The second test window will be both Reasoning in Humanities and Social Sciences, and Reasoning in Biological and Physical Sciences; these sections will be completed at in person test centres, approximately three (3) weeks after the Written Communication test window.

The following table shows the structure of GAMSAT by section and time.

Remote proctored component

	Number of questions	Time in minutes
Written Communication Section	2	65 minutes

Test centre component

	Number of questions	Time in minutes
Reasoning in Humanities and Social Sciences Section	62	100 minutes
Reasoning in Biological and Physical Sciences Section	75	150 minutes

Test sections

Written Communication

The Written Communication section assesses a test taker's ability to generate and develop ideas in writing. It involves two (2) 30-minute writing tasks. Each task offers four statements on a common theme. The first task deals with socio-cultural issues and the second task deals with more personal and social issues. In selecting topics for the writing tasks every effort is made to minimise factors that might disadvantage test takers from non-English speaking backgrounds.

Written Communication is assessed on two broad criteria: the quality of the thinking about a topic and the control and use of language demonstrated in the articulation of that thinking. Assessment focuses on the way in which ideas are integrated into a thoughtful response to the task. Control of language (grammatical structure and expression) is an integral component of a good piece of writing but it is not assessed in isolation. It is assessed insofar as it contributes to the overall effectiveness of the response to the task. Test takers are not assessed on the 'correctness' of the ideas or attitudes they display. Pre-prepared responses and responses that do not relate to the topic will receive a low score.

CRITERIA FOR THE ASSESSMENT OF WRITTEN COMMUNICATION

In assessing, the following features of writing are considered

Thought and content

(the quality of what is said)

- What is made of and developed from the task
- The kinds of thoughts offered in response to the task

Organisation and expression

(the quality of the structure developed and language used)

- The shape and form of the piece
- The effectiveness and fluency of the language

Each response is scored independently three times.

All responses will undergo plagiarism checks, including the use of Artificial Intelligence (AI), as part of the marking process. This includes checking against previously submitted GAMSAT responses.

An essay is considered 'original' only when it is written in response to the topics provided on the test day. Essays that borrow text or statements from pre-prepared essays (often provided by preparation providers) could be flagged as plagiarised even if you have not seen the original source.

In these cases you could be plagiarizing without even knowing it, and may be subject to misconduct clauses.

Memorised essays generally score poorly. ACER recommends to avoid this approach when undertaking GAMSAT written communication.

Reasoning in Humanities and Social Sciences

The Reasoning in Humanities and Social Sciences section tests skills in the interpretation and understanding of ideas in social and cultural contexts. Different kinds of text are used as stimuli, including passages of personal, imaginative, expository and argumentative writing.

Although most of the stimuli materials in this section are in the form of written passages, some units present ideas and information in visual and tabular form. Materials cover a range of academic and public issues, with an emphasis on socio-cultural, personal and interpersonal topics.

Questions in the Reasoning in Humanities and Social Sciences section demand varying degrees of complex verbal processing and conceptual thinking, logical and plausible reasoning, and objective and subjective thinking.

Questions that emphasise understanding involve the recognition of explicit and implicit meanings through close reading of words and phrases as well as global interpretations of texts.

Questions that emphasise plausible reasoning involve interrelating, elaborating and extending concepts and ideas, and drawing conclusions.

Questions that emphasise critical thinking require test takers to make discriminations and judgments in the realm of plausible reasoning.

Questions in this section are in multiple choice format, with four alternative answers from which test takers choose the most appropriate.

Reasoning in Biological and Physical Sciences

The Reasoning in Biological and Physical Sciences section is made up of questions in three discipline areas in the following proportions:

Chemistry	40%
Biology	40%
Physics	20%

Questions from the three discipline areas are integrated throughout the section and are in multiple choice format, with four alternative answers from which test takers choose the most appropriate.

Stimulus material is presented in a variety of formats including text, mathematical, graphs, tables and diagrams.

In addition to testing reasoning and problem solving within a scientific context, this section examines the recall and understanding of basic science concepts. The skills assessed include the ability to identify knowledge in new contexts, analyse and interpret data, discover relationships, translate knowledge from one form to another, formulate and apply hypotheses and make generalisations, deduce consequences from models, follow and evaluate a line of reasoning, evaluate evidence, categorise and select information relevant to problems, generate and apply strategies to solve problems, make comparisons, extrapolate, interpolate, estimate and recognise limits in accuracy.

The level of subject knowledge required for the Reasoning in Biological and Physical Sciences section of the test generally corresponds to the first year of university studies in biology and chemistry, and A-level/Leaving Certificate/Year 12 in physics. The test however, focuses primarily on problem solving and on the use of the prerequisite knowledge.



3. Before the test

Key points

- Test takers have already completed, or be currently enrolled, in Bachelor or an undergraduate honours degree.
- All test takers should create an ACER account and complete their registration by:
March – 5 February 2026 (9pm AEDT, 10am GMT) | **September** – 13 July 2026 (10pm AEST, 1pm BST)
- Reasonable Adjustment applications close:
March – 26 January 2026 (9pm AEDT, 10am GMT) | **September** – 30 June 2026 (10pm AEST, 1pm BST)

Eligibility for GAMSAT

GAMSAT is available to any person who is applying to study a course for which GAMSAT is a prerequisite, and who is able to meet the academic entry requirements set by the universities.

To be eligible, you need to have already completed, or be currently enrolled, in bachelor or an undergraduate honours degree, or you will meet the entry requirements outlined by your prospective institution at the time you are applying for entry.

Take care when registering for GAMSAT, noting that the validity of results differs between countries and institutions. Please check the currency of results against the test cycle that you're registering for.

If you are applying to the University of Exeter Medical School and/or the University of Plymouth Faculty Of Health, you are also eligible as long as you believe you have achieved an appropriate level of intellectual maturity and subject knowledge to meet the demands of the test.

*The test is also available to those for whom it will be more than two full academic years from the time they completed their level 3 (A level or equivalent) studies. This includes all graduate applicants (*The University of Exeter).

To sit GAMSAT you must be a genuine prospective applicant to a course for which GAMSAT is a prerequisite.

There is no limit to the number of times you may sit GAMSAT.

If you have a query regarding your eligibility to sit GAMSAT, please contact your prospective institution or admissions body.

How do I know if I'm a genuine applicant?

To sit GAMSAT you must be a bona fide prospective applicant to a course for which GAMSAT is a prerequisite.

It is up to you to determine when you will finish your current studies, and determine if you are eligible. If you need further clarification regarding your eligibility to sit GAMSAT, please contact your prospective university or admissions body.

Registering for GAMSAT

Create an ACER online account

To register for GAMSAT you will need to create an ACER online account. You can do this by following the link from the [GAMSAT website](#). When creating your account you should ensure that your name and date of birth match exactly the identification document that you will present at your test session(s). These details will also be printed on your Statement of Results, and are provided with your results to the universities you are applying to, so it is important they are correct.

If you make a mistake and need to change your name, date of birth or gender in your account, you need to email the GAMSAT Office, and we will do it for you. You may be asked to provide a supporting document to ensure that it is actually you, and not someone else providing false information. Remember – for privacy purposes all personal information must be provided via the message system within your ACER account.

When you create your online account you will be required to provide a valid email address; please avoid using government or university/school domains as these can block important communications from ACER. Please ensure this is accessible by you during the registration, test and reporting cycle. This email address will be used for all communication from the GAMSAT, including information on how to access your admission ticket and GAMSAT results.

Once your account has been activated it can be used for future registrations.

Completing your registration for GAMSAT

The only way to register for GAMSAT is online via the website <https://gamsat.acer.org>.

In order to complete all GAMSAT sections you will be required to:

- Schedule a remote proctored test session for Written Communication.

AND

- Select a test centre, date and either an AM or PM session to complete Reasoning in Humanities & Social Sciences and Biological & Physical Sciences (these sections are to be completed together in a single test session).

Please note: remote proctoring for Humanities and Biological Sciences is only available under certain circumstances; any bookings made with ProctorU for these sections without prior approval will be automatically cancelled.

Please refer to the [Alternative Delivery Requests Guidelines](#) for further information.

You can only submit one registration per person, per GAMSAT cycle. Creating multiple accounts to complete more than one registration for either the March 2026 or September 2026 test windows will result in duplicate registrations being cancelled.

To register your online account you will require a valid email address and a credit card for payment. Simply select the GAMSAT sitting you wish to register for, fill in the registration form and submit the payment.

Personal details entered in the registration form can be changed through your online account at any time prior to admission tickets being released.

Before completing your registration you will be asked to confirm that you have read the 2026 GAMSAT Information Booklet, specifically the Legal Notice, and that you agree and accept the terms and conditions of participation in GAMSAT. A copy of the information contained in this declaration can be found on page 34.

Once your payment and registration are successful, you will receive a registration confirmation and payment receipt. These will both be sent to your registered email address. When you receive these, please check that the spelling of your name listed in your confirmation email matches the identification document that you will present on the test day. You can review the information provided in your registration at any time by logging into your ACER online account

Which test cycle is best timed for me?

The March test is timed to be in line with Australian and Irish admission processes, while the September test is timed to meet the UK admissions cycle. You are welcome to register for either test window, irrespective of your location or where you plan to apply. There is no difference in results based on where you completed the test, e.g. you can register and sit at a test centre in Australia and use the results to apply for entry to a UK or Irish institution.

Can I register for multiple test cycles?

GAMSAT registrations are open for one test cycle at a time. To register for a GAMSAT cycle, you must wait until registrations for that particular GAMSAT cycle open.

My area of study isn't listed when I try to apply?

Please select the closest applicable option in order to complete your registration. This information does not affect your registration and is collected for research purposes only.

I didn't get the activation email when I created my account?

If you don't receive an activation email when registering for your ACER account, we recommend that you try logging in with a different browser. We also recommend that you check your email junk or spam folder.

Some government and institute domains block emails due to their security protocols. We advise that you avoid using these types of email addresses when registering for GAMSAT.

Registration deadline(s)

Standard registration period:

Your online registration and payment should be completed by the deadline listed below:

	March 2026	September 2026
Registrations open	November 2025	May 2026
Standard registrations close	Monday 26 January 2026 (9pm AEDT [¶] , 10am GMT [†])	Tuesday 30 June 2026 (10pm AEST [‡] , 1pm BST [#])

Late registration period:

Late registrations will be accepted up to the deadline given below upon payment of a late fee in addition to the standard registration fee.

	March 2026	September 2026
Late registration commences	Monday 26 January 2026 (9pm AEDT [¶] , 10am GMT [†])	Tuesday 30 June 2026 (10pm AEST [‡] , 1pm BST [#])
Late registrations close	Thursday 5 February 2026 (9pm AEDT [¶] , 10am GMT [†])	Monday 13 July 2025 (10pm AEST [‡] , 1pm BST [#])

All venue and remote proctoring arrangements are finalised at the close of late registrations. No registrations will be accepted after this deadline; there is no wait-list for seats.

ACER reserves the right to refuse or cancel a registration in circumstances where ACER considers the application for registration or the registration once completed is not genuinely for application to a course where GAMSAT is a requirement, or the registration fee as applicable is not received in full, as cleared funds by the late registration deadline.

Test centres

The Humanities and Biological Sciences components of GAMSAT will be delivered in test centres in Australia, Ireland, the UK, New Zealand, and Singapore.

The table below shows the test centre locations available in March and September.

Please note: Not all venues will operate on every day of the test window; some venues will have limited session availability. Test takers applying for Reasonable Adjustments may be reallocated to a venue, date, or session other than what they registered for in order to accommodate the requested supports.

	March 2026	September 2026
Australia	Adelaide Albury Alice Springs Ballarat Bendigo Brisbane Bundoora Burwood (VIC) Canberra (ACT/NSW) Churchill (Traralgon) Darwin Dubbo Geelong Gold Coast Hobart Launceston Melbourne (CBD) Newcastle Perth Shoalhaven St Albans (VIC) Sunshine Coast Sydney Townsville	Adelaide Ballarat Brisbane Bundoora Canberra (ACT/NSW) Darwin Dubbo Geelong Hobart Melbourne (CBD) Newcastle Perth Shoalhaven St Albans (VIC) Sunshine Coast Sydney
Ireland	Cork Dublin Limerick Sligo	Cork Dublin Limerick Sligo
UK	Birmingham Bristol Derry/Londonderry Edinburgh Leeds Liverpool London Newcastle	Birmingham Cardiff Derry /Londonderry Edinburgh Liverpool London Newcastle Norwich Plymouth Sheffield
Other countries	Auckland NZ Christchurch NZ Singapore* Rest of World	Auckland NZ Hamilton NZ Singapore* Rest of World

*An additional overseas test levy of AUD\$208 applies to sit GAMSAT in Singapore.

The GAMSAT office may need to add/cancel testing locations after registrations open, this is subject to the availability of testing centres or situations outside of ACER's control. All test takers will be notified of any changes in the unlikely event such a situation occurs.

When completing your registration, select your preferred location, test day and either an AM or PM session from the available options. Seats are limited per session on each test day, and are allocated on a first in, first served basis. Therefore, you are advised to register early to avoid disappointment as your preferred session or day may reach capacity.

Only available test dates and sessions will be shown in the registration system; if your preferred location, date, or session is not listed, it is not available. If you require a specific date it is advisable to check the registration system regularly via your ACER account, as seats may become available as other people make changes.

You can change your preferred test centre location or test day, or session online through your account until the closing of standard registrations. Any changes made after this time, until the close of late registrations (see page 9) will incur an additional fee of Australia: AUD\$114, Ireland: €83, UK: £71. All changes are subject to availability.

If there is more than one venue in the selected location, you will be automatically allocated to one of the venues, you will not be able to select this yourself.

After the close of registrations, changes to test dates or test centres cannot be accommodated.

Can I change my test centre location, date, or session?

Yes, you can change your test centre location, date, or session from the available options up until the close of late registrations. Remember that the late fee will be applied to any changes made after the close of standard registrations. As all test dates, sessions, and locations are subject to availability, once registrations close, we are no longer able to make any changes.

There is no wait-list for test centres, sessions, or dates.

Remote proctoring

Remote proctoring is a secure form of remote test delivery, outside of a test centre sitting.

There are two categories of remote proctoring; they are:

1. Written Communication - all test takers.
2. Test takers who are located more than 3 hours' from a test centre or in a country where no test centre is offered.

The Written Communication section of GAMSAT will be delivered via remote proctoring for all test takers. The remote proctored sittings will be conducted approximately three (3) weeks before the Humanities and Biological Sciences test centre sittings on page 16.

Remote proctoring for Humanities and Biological Sciences is also available if you are located more than three (3) hours' drive away from a test centre, or if you are located in a country where no GAMSAT test centre is provided. (See "What if I'm not near a test centre?" on page 7).

For further information on remote proctoring, please refer to the Remote Proctoring Guide attached (as addendum) at the end of this booklet.

What is remote proctoring?

Remote proctoring is a form of online remote test delivery, which enables test takers to complete their exam under supervision from a remote proctor via screen-sharing and webcam monitoring.

Remote proctoring for GAMSAT Written Communication is provided by ProctorU.

What are the technical requirements for remote proctoring?

You must have access to:

- A desktop computer or laptop (iPads, tablets or mobile phones are not suitable and Windows 8 operating systems are not supported)
- A stable internet connection
- A functioning microphone and webcam (some webcams have microphones built in)
- Guardian Browser downloaded to your device

Please review the minimum technical requirements before registering for GAMSAT. If you do not anticipate you can meet these requirements, and will not be able to complete your Written Communication section via remote proctoring, please contact the GAMSAT Office for advice.

How do I book my Written Communication remote proctored session?

You will need to complete your registration by the relevant deadline for the test window you want to sit during. After payment is made, you will be able to book your test session(s) directly via your registration dashboard. To access your registration dashboard, login to your [ACER account](#), and click "Manage" next to your 2026 registration.

What if I'm not near a test centre?

Test takers who are located more than three (3) hours' drive from an advertised test centre location, or in a country where no test centre is offered, can request to complete the entire exam via remote proctoring. Please refer to the [Alternate Delivery Application Guidelines](#) for further advice.

Applying for reasonable adjustments

If you have a disability or other health-related or educational need which might interfere with your ability to sit the test in the standard manner, you should apply for reasonable adjustments after you complete your registration.

This includes if you require:

- access to food
- medication
- medical equipment or other devices during testing time.

If you are unsure, we recommend you submit an application. All requests are assessed on a case-by-case basis and all reasonable efforts will be made to provide you with support and appropriate testing conditions for your needs.

All requests must be submitted no later than the standard registration deadline:

	March 2026	September 2026
RA applications close	Monday 26 January 2026 (9pm AEDT, 10am GMT+)	Tuesday 30 June 2026 (10pm AEST, 1pm BST#)

If you require reasonable adjustments due to a condition that occurred after the submission deadline, please contact the GAMSAT office for advice. For conditions that occur close to the test window, we are limited in what supports can be provided. In such cases you may be advised to defer your registration, so that the appropriate support can be provided to you. Requests for extra time and/or rest breaks can not be accommodated after the reasonable adjustments application deadline.

Note: Requests for session changes due to general session/venue availability will not be reviewed as a reasonable adjustment.

Supporting documentation

Please refer to the [GAMSAT Documentation Requirements – Guidelines for Reasonable Adjustments](#) for further information on acceptable supporting documentation.

How do I apply?

To apply complete the following steps:

1. Create your online account and register for GAMSAT (see page 4).
2. Once your registration is complete you can apply for reasonable adjustments through your ACER online account. Please fill in the online form and give details about your condition and requested accommodations – *be detailed, we need to know exactly what you require.*
3. Attach the supporting documentation for your request for review. Please read the [GAMSAT Documentation Requirements – Guidelines for Reasonable Adjustments](#).
4. Once your application is received, a confirmation email will be sent to your registered email address. The GAMSAT Office will contact you if further documentation or information is required for the assessment of your request.
5. All applications will be reviewed after the application deadline, you will be notified of the outcome approximately 2–3 weeks before the first test window. If approved, you will be able to view your approved adjustments through your ACER online account. All approved test takers will be required to bring a printed copy of their adjustments with them on the test day. All test centres will be advised by ACER of the required adjustments for your test sitting.

All information regarding reasonable adjustments will be treated confidentially and will not be forwarded to the universities or admission authorities. Supervisors on the test day will be informed of the accommodations provided to you, but not of your condition. If you wish that supervisors be alerted of the nature of your condition, please indicate this during the application process.

Assistance animals are considered a reasonable adjustment. If you require this support you must advise the GAMSAT Office and adhere to the reasonable adjustment deadlines. All applications should include an outline the reason for the request and supporting documentation i.e. medical certificate as well as the animal's registration details.

Please note: Due to the need to consider the health and wellbeing of all who attend a GAMSAT centre, if you attend your test with an animal without seeking prior approval, your animal will be turned away.

Note: Due to the nature of the GAMSAT there is no possibility of special consideration being given to test results. It is not possible to adjust scores for any perceived or actual disadvantage. ACER has no individual performance baseline to work from, so it is important that any required adjustments are made in advance of the test sitting to ensure equity.

For those whom English is not your first language, you may use a printed bilingual dictionary during your test for the Written Communication and Humanities sections. You do not need to submit an application for Reasonable Adjustments.

Additional requirements

Additional requirements are provisions available to test-takers specifically for the administration of the GAMSAT. These provisions are aimed at ensuring a supportive and accommodating testing environment.

Prayer room

Rooms will be available at all venues if you require a designated space for religious practices such as prayer. Please ask a supervisor on the day for assistance if required.

Please note: time in lieu will not be provided for prayer during test time.

Nursing room

If you need a private space for breastfeeding/expressing during the test day, this can be requested by applying for a Reasonable Adjustment. NB: Please ensure you make your request early. Requests received less than 14 days from the test window may not be able to be accommodated.

Applications can be made after completing your registration by selecting "Manage" within your ACER account.

Please include in your application the frequency and duration of feeding/pumping requirements, and if an infant is being brought to the test centre.

Do I need to apply for reasonable adjustments again if I did so in a previous sitting?

Yes, you need to submit an application each time you sit GAMSAT. Arrangements will only be valid for the test cycle the application was submitted for. If your registration is deferred, your adjustments will not carry over. You will need to submit a new application, and all supporting documentation by the advertised deadline.

I deferred my GAMSAT sitting, do my adjustments carry over?

No, you will need to submit a new application for reasonable adjustments, as they do not carry over. If you do not submit a new application within the advertised time-frames, it will not be possible to provide you with any supports on your test day.

When will I hear about the outcome of application?

The initial review of applications happens as they are submitted. However, due to the volume of applications received, and the processing time required for each application, it isn't possible for us to finalise all arrangements and provide an outcome until approximately 2–3 weeks before the first test window.

How will I know if I need to supply additional documentation?

During the initial review of applications as they are submitted, if we note that the documentation provided is not sufficient in supporting your requested adjustments, you will be contacted and asked for further information.

Payment and refunds

The table below contains a comprehensive list of all fees applicable to GAMSAT in 2026. The registration fee includes a copy of the online Practice Test A e-book.

All payments must be completed online using a credit card (Mastercard, Visa).

Table of fees:

	2026
Registration fee	Australia: AUD\$568 Ireland: €378 UK: £296
Late registration fee	Australia: AUD\$114 Ireland: €83 UK: £71
Late registration changes	Australia: AUD\$114 Ireland: €83 UK: £71
Overseas levy <i>NB: For people outside of Australia foreign exchange rates at the time of booking will apply.</i>	Australia: AUD\$208
Deferral administration fee	Australia: AUD\$86 Ireland: €51 UK: £46
Refund administration fee	Australia: AUD\$99 Ireland: €61 UK: £51

2026

Change of Country fee

NB: For people outside of Australia foreign exchange rates at the time of booking will apply.

Australia: AUD\$83
Ireland: €55
UK: £45

All fees will be charged in Australian Dollars for anyone sitting GAMSAT outside of Ireland or the UK. You will receive a payment confirmation/tax invoice by email once the payment transaction is completed.

Note: ACER uses the Stripe payment provider to process your payment. The use of the payment gateway means that credit card details are not recorded or stored by ACER. You will be redirected to the Stripe payment gateway to enter credit card information. The data will be encrypted at the point of capture and transmitted directly to the bank by the provider. Please note that your credit card statement may list Graduate Medical School Admissions Test as the recipient. If you (as the person registered to sit the GAMSAT) or any other person wrongfully dispute the amount charged to the credit card provided, you may find your registration is cancelled, and/or your results withheld until the payment is received.

Why am I being charged a late fee?

Late fees are for any registration occurring in the late registration period. This fee cannot be waived. A late fee is also charged if you make any changes to your registration, including your test centre or test date, in the late registration period. At the close of standard registrations ACER must begin to finalise arrangements with venues. Any changes to these arrangements are considered late changes and incur an additional fee.

What is the overseas levy for?

The overseas levy is an additional charge of \$208 AUD for test takers registered to sit GAMSAT at a test centre outside of Australia, Ireland or the UK. This fee is charged in Australian Dollars (AUD), and covers the additional costs incurred to arrange sittings in these locations.

Applying for a refund

Registration fees for GAMSAT will be refunded up to the deadline in the table below unless otherwise required by law. An administration charge will be deducted unless a full refund is required by law.

	March 2026	September 2026
Refund requests close	Thursday 5 February 2026 (9pm AEDT [¶] , 10am GMT ⁺)	Monday 13 July 2026 (10pm AEST [‡] , 1pm BST [#])
Refund administration fee	Australia: AUD\$99 Ireland: €61 UK: £51	Australia: AUD\$99 Ireland: €61 UK: £51

If you decide that you do not wish to sit the GAMSAT sitting you have registered for, you can cancel your registration by requesting a refund. To cancel your registration, please log in to your online account and select the “Manage” option on your registration. Then click on the refund option. Access to any preparation materials included with the GAMSAT registration will be withdrawn upon completion of the refund. The fee will be refunded to the credit card used for payment. Refunds will be processed in the currency used for payment.

Please note: Laws such as the Australian Consumer Law require refunds in certain circumstances. Apart from those circumstances, all moneys paid as part of a registration to sit the GAMSAT are non-refundable outside of the closing date for registrations, for example, if you simply change your mind about sitting the GAMSAT due to personal circumstances.

I’ve changed my mind after the deadline, how do I get a refund?

You have 14 days from the date you register to receive a full refund of your registration fee. Once the refund deadline, or 14 days has elapsed, refunds cannot be processed.

Refunds are not offered outside of the advertised deadlines. This includes for a change of personal circumstance; i.e. no longer requiring a GAMSAT score due to having received an offer of a place.

Applying for a deferral

If you decide that you do not wish to sit the GAMSAT sitting you have registered for, you may defer your registration to either the following March or September test sitting of GAMSAT.

To defer your registration, please log in to your online account and select the “Manage” option on your registration. Then click on the deferral option. Deferrals must be completed no later than the deadline given in the following table. All deferrals will incur an administration fee.

	March 2026	September 2026
Deferral requests close	Thursday 5 February 2026 (9pm AEDT [¶] , 10am GMT ⁺)	Monday 13 July 2026 (10pm AEST [‡] , 1pm BST [#])
Deferral administration fee	Australia: AUD\$86 Ireland: €51 UK: £46	Australia: AUD\$86 Ireland: €51 UK: £46

Please note: you can only defer your GAMSAT sitting a single time. Once actioned you are no longer able to make any changes to your registration or personal details until registrations for the sitting window you have deferred to opens. Once it is open, you will be able to update your registration details, and select your preferred test centre location and date.

Only on rare occasions, where there are extenuating circumstances outside of your reasonable control which occur after the standard deferral deadline, will a late deferral be considered. Late deferral requests must be submitted via your ACER account, and supporting documentation provided. All late deferrals are at ACER’s discretion. The following fees apply:

Late deferral administration fee	AUD \$132 Ireland €76 UK €66
Exceptional late deferral administration fee	AUD \$162 Ireland €97 UK €84

**Exceptional late fee is applicable from 8am Wednesday 25 February 2026 for GAMSAT March, and 8am Wednesday 19 August 2026 for GAMSAT September. (see page 16).*

Can I defer my test to another day in the same test window?

No. Registrations can only be deferred to either September 2026 or March 2027.

Will I still be able to access my preparation materials if I defer?

If you defer your registration you will continue to have access to your GAMSAT preparation materials for 12 months from the date the original GAMSAT registration was completed.

Can I apply for a refund after I have deferred my registration?

If you have deferred your sitting, you can only apply for a refund up to the refund request deadline for the original registration. In accordance with the refund terms above, except as otherwise permitted at law (where law is not capable of being excluded) if you have deferred your GAMSAT sitting, you cannot then apply for a refund after the refund request deadline.

All people registered to sit GAMSAT will have a place reserved for them in a particular sitting of GAMSAT. The test fee submitted covers the cost of administering the test including the following test arrangements:

- Securing your seat at the test venue (pre-booked and allocated at the time of your registration).
- Test set up (allocating your test login and preparation of test materials required by the test venue).
- Test supervision (pre-booked based on the number of test takers registered for each test centre at the close of the registration period).

These costs are unfortunately not refundable to ACER and are required to be paid irrespective of how many test takers attend. Therefore, a refund is not applicable as a refund may only be given where there is a defect with the service provided, not where you change your mind due to personal circumstances or you experience a personal situation.

Admission ticket

The admission ticket is only required for test centre sittings. The admission ticket will show your test centre address, date, and reporting time. This is your permission to attend the test centre and you should make sure you have a copy with you on the test day.

Admission tickets are not required, and will not be provided, for remote proctored sittings.

Admission tickets will be available approximately two (2) weeks before the Humanities and Biological Sciences test window. Notification will be sent to your registered email address when the admission ticket is available to access via your online account.

If your identification document details have not been entered into your registration, you will not be able to access your admission ticket, until you have done so.

Please check your admission ticket carefully and contact the GAMSAT office immediately if there are any errors. The details on your admission ticket must match the details on the identification document that you will use on the test day. Only your first and last names are required to match on your ticket.

Admission tickets may be printed in black and white; you do not need to bring a colour printout.

Do not write anything on your admission ticket at any time before or during the test; it is not to be used as additional scratch paper.

If you have issues accessing your admission ticket, please contact the GAMSAT Office as soon as possible.

When will I get my admission ticket?

Admission tickets are released approximately two (2) weeks before the Humanities and Biological Sciences test window. It is not possible to receive it earlier. You will be notified via email when admission tickets have been released.

How do I access my admission ticket?

Once released, your Admission Ticket can be accessed via your ACER account. You can view it by clicking "Manage" and then 'view Admission Ticket'.



4. Preparing for GAMSAT

- GAMSAT measures skills and knowledge acquired over time, as well as the ability to reason, make logical deductions and form judgments.
- GAMSAT preparation courses are not recommended.
- ACER produces the only official GAMSAT preparation materials, e-booklets (pdfs) and online interactive practice tests for all sections.

The purpose of GAMSAT is to assess your ability to understand and analyse written and graphically presented material. GAMSAT measures skills and knowledge acquired over a long period of time, as well as the ability to reason, make logical deductions and form judgments.

There is little benefit to be gained from last-minute 'cramming'. However, for non-science graduates some specific preparation covering relevant basic sciences to first year university level is highly recommended. Some test takers may wish to enrol in a bridging course at a vocational or further education provider to ensure adequate preparation.

GAMSAT preparation courses are not recommended, authorised by, or in any way associated with, ACER or the graduate-entry schools. They are unregulated. All test takers will need to assess for themselves whether any particular preparation course is able to supply objective and reliable evidence that participation is likely to improve your GAMSAT score to justify the often significant cost associated with them, and whether representations they make about themselves are accurate.

Remember the purpose of GAMSAT is to assess your ability to understand and analyse material, to think critically about issues. Each question presented will provide you with everything you need to be able to answer the question.

GAMSAT preparation materials

ACER produces the only official GAMSAT preparation materials. There are currently two types of preparation materials available: e-booklets (pdfs) and online interactive practice tests for all sections.

In order to purchase any preparation materials you will need to create an account with ACER. This is not a registration for GAMSAT, you do not need to register to sit GAMSAT in order to purchase materials. Any preparation materials you purchase will be accessible online as soon as your payment is successfully received.

All GAMSAT preparation materials are copyright works and protected by copyright law in Australia and outside of Australia.

As a condition of purchasing any GAMSAT preparation materials you will be required to complete a declaration expressly confirming your acceptance of the limited licence granted to you to access and use the GAMSAT preparation materials purchased.

Videos

ACER developed these videos after observing some doubtful claims made by GAMSAT commercial preparation courses, YouTubers and others regarding the soundness, reliability and ability to assist you in respect of their materials.

The purpose of these GAMSAT videos is to:

- demystify GAMSAT and provide a deeper understanding of the way in which GAMSAT questions are constructed and what to look for when sitting the test;
- provide you with professionally and academically based information and preparation materials to properly assist you with preparation for the GAMSAT; and
- based on the above, to provide you with confidence in your preparation for the GAMSAT.

These videos can be found on the [Official GAMSAT website](#).

E-books (pdf format)

The publications are only available in pdf format.

Please note that the content of the preparation materials does not change from year to year unless otherwise specified. **The Practice Test A e-book is included in the cost of the GAMSAT registration.**

Practice Tests A and B are equivalent to the full Humanities, and Biological Sciences tests, each will take approximately 4 hours and 10 minutes to complete under exam conditions. Answers are given for all questions.

Practice Test A and B contain authentic GAMSAT questions drawn from past papers. They have been selected by test developers to reflect the diversity of difficulty, item types and contexts found in GAMSAT 2026. The practice test includes a mix of new and previously published material.

The purchase of an e-book (including the Practice Test A e-book provided as part of your registration) entitles you to:

- Make 2 hard copies which will be imprinted with your name and identifying details.
- Unrestricted online access to the e-book you have purchased for 12 months commencing on the date the e-book is made accessible.

Online Practice Tests – Humanities & Biological Sciences

The Online Practice Tests for Humanities & Social Sciences, and Biological & Physical Sciences are displayed within a replica of the Test Application, and contain new questions not previously published in the e-books. They are designed to mimic the actual test and can be used to simulate live testing conditions. Both practice tests are the full length of their respective section with an inbuilt timer.

	Number of questions	Time in minutes
Reasoning in Humanities and Social Sciences Section	62	100 minutes
Reasoning in Biological and Physical Sciences Section	75	150 minutes

At the completion of each Online Practice Test, you will be able to review your answers and see what you got right and what you got wrong. This will allow you to analyse your answers, reflect and direct further study.

E-books

Booklet	Price
Practice Test A Published November 2025	Australia: AUD\$46 Ireland: €33 UK: £29 <i>*NB: Included with your registration</i>
Practice Test B Published February 2026	Australia: AUD\$46 Ireland: €33 UK: £29

Please note: Except as otherwise required by law, or as otherwise provided in this document, no refunds will be given for the purchase of any GAMSAT preparation materials. As the materials are accessible as soon as the payment is received, you agree that any cooling off period does not apply for any change of mind.

The limited licence granted to you in respect of any GAMSAT preparation materials is subject only to any non-excludable rights or entitlements granted to you at law, including but not limited to the Copyright Act 1968 (Cth) (as amended).

Online Test Generator – Written Communication:

The Online Test Generator allows you to submit two written responses, addressing two specific tasks you have chosen. We have supplied 16 task themes in total; 8 for Task A and 8 for Task B from GAMSAT September 2020.

Interactive tests

Booklet	Price
Online Test Generator – Written Communication	Australia: AUD\$22 Ireland: €14 UK: £12
Online Practice Test A – Humanities	Australia: AUD\$36 Ireland: €22 UK: £19
Online Practice Test B – Humanities	Australia: AUD\$36 Ireland: €22 UK: £19
Online Practice Test A – Biological Sciences	Australia: AUD\$36 Ireland: €22 UK: £19
Online Practice Test B – Biological Sciences	Australia: AUD\$36 Ireland: €22 UK: £19
Online Practice Test A – Humanities & Biological Sciences Package*	Australia: AUD\$62 UK: £33 Ireland: €38

**The 'GAMSAT Online Practice Package' includes both the timed Humanities Online Practice Test, and the timed Biological Sciences Online Practice Test at a discounted "bundle" price. This is not two additional online practice tests.*

You can choose up to 64 combinations of the test in preparation for your Written Communication test

session. The submitted responses of writing are then automatically scored and a percentile band and a score range is provided on completion of both tasks.

You can choose to practice with either a timed or untimed practice test, both will be submitted for automated scoring.

Timed version – The timed version of the test will have a timer located up in the right hand corner of the screen and you will have 65 minutes to complete both tasks starting from the time you open and commence the test. This means if you have not completed both tasks in 65 minutes, what you have typed/completed will be submitted for scoring. You cannot use the copy and paste function within this version.

The timed version simulates remote proctoring testing conditions, so is a useful for understanding your timing and expected output on the test day.

Untimed version – The untimed version allows you to complete the test over a period of time and submit when you choose.

If you are looking to hone your writing skills and experiment with your writing style, an untimed version would be your best option.

You can use the copy and paste function within this version.

There is no limit on the number of times you can purchase and undertake a task within the Online Test Generator. You can purchase one copy of both test versions at the same.

The purchase of the Online Test Generator for Written Communication entitles you to:

- provision of two GAMSAT writing tasks: one Task A and one Task B (per version of the test);
- provision of a single written communication score range, for example 56-60, and percentile band.

Please note that you will only be able to submit your responses once per purchased version of the test.

Make sure you submit your completed writing tasks within 12 months from the date of purchase.

Please note: The writing tasks comments will not change if you decide to re-sit the same themes again, but you may submit different responses and receive a new score range and percentile band.

Which preparation providers does ACER recommend?

None. GAMSAT preparation courses are not recommended, authorised by, or in any way associated with, ACER or the graduate-entry schools. They are unregulated. All test takers need to assess for themselves whether any particular preparation course is able to supply objective and reliable evidence that participation is likely to improve your GAMSAT score to justify the often significant cost associated with them, and whether representations they make about themselves are accurate.

If I am not confident in a specific area of study, what type of preparation should I do?

If you are not confident in a specific study area such as chemistry, physics or biology, it is recommended you attend a bridging course at an adult, vocational or further learning provider in the subject area you are concerned about.

Read widely and often about a variety of topics, from a variety of sources. Practice critical thinking, and forming opinions and arguments as these skills will serve you well in sitting GAMSAT.

Can I have feedback on my practice essay responses?

It is not possible to provide test takers with feedback beyond a score, as the practice tasks are scored automatically.

Can I share the preparation materials I have purchased with others?

No. All GAMSAT preparation materials are copyright works and protected by copyright law in Australia and outside Australia. As a condition of purchasing any GAMSAT preparation materials you are required to complete a declaration expressly confirming your acceptance of the limited licence granted to you to access and use the specific GAMSAT preparation materials.

Online platform demo

The purpose of the online platform demo is not to provide you with additional practice questions, but rather to provide everyone sitting GAMSAT an opportunity to familiarise themselves with the computer delivery platform that ACER uses for GAMSAT. We encourage you to try the demo out so that you understand the functionality, and know what to expect when you undertake your GAMSAT sitting.

The questions used in the demo are from the 'Practice Questions' publication. You can access the demo through your ACER by selecting "Manage" next to your registration.

Please note: none of the questions/essays that appear in the demo will be marked, and there is no limit on how many times you can access the demo.

Test-taking strategy for Humanities and Biological Sciences

Questions for Humanities and Biological Sciences in GAMSAT are multiple choice format. Work steadily through the test. It is not advisable to spend too much time on any one question.

If you think you know the answer to a question, mark it, even if you are not certain. Go on to the next question and come back later if you have time. No marks are deducted for a wrong answer. All questions have the same value, therefore by attempting as many questions as possible you stand the best chance of maximising your score.

Test-taking strategy for Written Communication

Good preparation for the Written Communication component is to attempt some of the sample essay prompts provided in the e-books or via the Online Written Communication Practice Tests. You should try to complete the essays in one hour under simulated 'test conditions'. If you are not using the marking system provided as part of the Online Written Communication Practice Tests, it is often helpful to ask someone else to read the essays and to suggest improvements or alternative approaches to the prompts. *(Note that it is not necessary to agree with the prompts).*

It can also be useful to put the essays aside for several days then re-read them to look for ways to make improvements. Don't be concerned about the expected length of the essays. Within reason, the quality of the writing is much more important than the length.

Test takers only have 30 minutes to plan and write each essay, and the markers do not have unrealistic expectations of what can be produced in that time.

The following questions will be considered by the examiners when they assess your essays:

- What kinds of ideas have you developed in response to the prompt?
- To what extent and how well have you explored the ideas and issues in the prompt?
- Have you developed a structured and organised piece of writing?
- Have you written clearly and fluently?
- Is the language you used precise and appropriate for the topic?

Remember, spelling and punctuation errors will not impact your scores. All Written Communication responses will undergo plagiarism checks as part of the

marking process, so make sure your work is your work and not someone else's.

Scratch/note paper and small whiteboards

You are permitted to use a small erasable whiteboard and marker for note taking and working. The board should not be any bigger than an A4 sheet of paper, give or take a few centimetres in size. If you do not have access to a whiteboard, you can use scratch paper instead. You are permitted two (2) A4 sheets for the Written Communication Section, and four (4) A4 sheets for the Humanities and Biological Sciences test Sections (2 sheets per section).

Scratch paper will be provided at test centres for those not bringing a whiteboard.

At the completion of each session, you will be instructed to wipe whiteboards clean and show them to the supervisor or proctor. If you are using paper you will be instructed to hand this over to your test supervisor or tear the paper up in front of your proctor.

Failure to follow these instructions is considered misconduct, and may result in an incident report being submitted, and your test not being scored.

If I can't find a small whiteboard, can I use an A4 sized piece of blank paper laminated?

Yes, if you are unable to find a suitable whiteboard you can bring a single sheet of laminated paper instead, along with an erasable marker.



5. During the testing window

Key points

- Test window dates in 2026

	March 2026	September 2026
Written Communication (Remote Proctoring)	28 February – 1 March 2026	22 – 23 August 2026
Humanities and Biological Sciences (Test Centre)	20 – 22 March 2026	11 – 13 September 2026

- You will need to sit all three (3) components to receive GAMSAT results.
- There are two test centre sessions per day for Humanities and Biological Sciences an AM and a PM session.
- You will need to bring a valid ID to your GAMSAT sitting.

Testing windows

There are two GAMSAT test cycles; each cycle has two test component windows:

	March 2026	September 2026
Written Communication (Remote Proctoring)	28 February – 1 March 2026	22 – 23 August 2026
Humanities and Biological Sciences (Test Centre)	20 – 22 March 2026	11 – 13 September 2026

Remote proctoring test day

You will need to be logged in and ready to complete your Written Communication test session no later than your booking start time.

It is not possible to guarantee start and finish times, as there may be delays depending on how busy the ProctorU system is at the time you are sitting.

What you'll need

You will need to have the follow:

- Acceptable current and photo-bearing identification document as specified on (see page 17).
- Erasable whiteboard/laminated sheet of A4 paper and marker, OR two (2) sheets of A4. paper, pens/ pencils, pencil sharpener, eraser.
- A clear water bottle (no labels attached).
- Handheld mirror or reflective device to be used when checking your room/workspace (front facing camera on your mobile phone is accepted by ProctorU).

Timers

There is a countdown timer built into the test application; there should be no need for additional timers. Mobile phones, smart watches are **prohibited**.

Test takers are responsible for managing their own test time. Timekeeping and countdown warnings are not within the remit of proctors when sitting remotely.

Can I use a dictionary?

Test takers whose first language is not English may use a bilingual dictionary for the Written Communication and Humanities sections of GAMSAT. The pages must be unmarked, and any notes removed. Electronic dictionaries are not permitted. Dictionaries containing definitions of English words into the nominated language are acceptable but there must not be definitions of English words in English. If you are using a bilingual dictionary, you will need to show your proctor for inspection before starting. The final decision on the suitability of dictionaries will be made on the test day by your proctor.

Can I use the bathroom during remote proctoring?

Yes, you can use the bathroom during test time; however, the timer will not be stopped, and you won't be allowed extra time.

What happens if I miss my remote proctored session?

Your proctor will wait approximately 15 minutes from your scheduled start time before your session is cancelled and you are labelled as a "no show". If you miss your scheduled session, you will need to contact the GAMSAT Office for further advice.

Test centre and arrival time

For your Humanities and Biological Sciences test sitting, you will be assigned to a test centre in your chosen location on your selected test day. The exact test centre address and arrival time will be printed on the Admission Ticket that will be available through your online account approximately two (2) weeks before the test window starts (see page 11).

You should report to the test centre at the time stated on your Admission Ticket. It is not necessary to arrive before the indicated arrival time. The test itself will start as soon as all pre-testing procedures are completed. If you report to the centre after all test takers have been seated in the testing room, you may not be admitted.

No latecomers will be admitted once test time has commenced.

Timing and order of test centre sessions

The GAMSAT Humanities and Biological Sciences test sections are made up of 4 hours and 10 minutes of test time.

It is not possible to guarantee start and finish times as unforeseen delays can occur. Care should be taken when making return travel arrangements to allow adequate time at the test centre. You should anticipate being at the test centre for approximately 5.5 hours.

Typical GAMSAT test centre schedule:

Morning (AM) session	
Morning Registration commences	7.45 AM
Test takers seated & begin announcements for Humanities	8.30 AM
Humanities - Testing commences	8.35 AM
Humanities - Testing ends	10.15 AM
30 minute break starts	10.20 AM
Test takers seated & begin announcements for Biological Sciences	10.50 AM
Biological Sciences - Testing commences	10.55 AM
Biological Sciences - Testing ends	1.25 PM
Test takers dismissed	1.30 PM

Afternoon (PM) Session	
Afternoon Registration commences	2.00 PM
Test takers seated & begin announcements for Humanities	2.45 PM
Humanities – Testing commences	2.50 PM
Humanities – Testing ends	4.30 PM
30 minute break starts	4.35 PM

Afternoon (PM) Session	
Test takers seated & begin announcements for Biological Sciences	5.05 PM
Biological Sciences - Testing commences	5.10 PM
Biological Sciences - Testing ends	7.40 PM
Test takers dismissed	7.45 PM

**NB: Times provided are a guide only, all centres, sessions, and days will vary.*

Can I leave the test centre?

No. GAMSAT is a high stakes test administered under secure test conditions. You may not leave the test centre before formally dismissed, except in the case of illness. If you need to leave before starting Biological Sciences, we cannot provide you with a GAMSAT score. **If you leave during Biological Sciences, it is required that you provide a medical certificate explaining your circumstances; this must be provided within three (3) business days of the test session in order for your results to be processed.** Once you have departed the test centre it is not possible to re-enter and continue the test.

There is a short break between Humanities and Biological Sciences where you may leave the test room to eat or use the bathroom. Please note that you are not allowed to leave the venue during this break, as you are still under exam conditions. If you leave the venue, you may not be permitted to re-enter and continue the exam.

Can I use the bathroom during test time?

Yes, you may use the bathroom during testing time, but this will not be permitted during the first and last ten minutes of both the Humanities and Biological Sciences test time. Please raise your hand to gain the attention of a supervisor and wait for their approval before leaving your seat at any time during the test. No additional time will be granted for bathroom breaks.

Identification

On the day of the test centre session you will be required to show either

- a current passport, or
- a current, photo-bearing driver's licence (learner's permit, probationary or full licence), or
- a current (photo bearing) Australian Keypass/ Australian Proof of Age Card, State issued Proof of Age/Photo Card, or
- a current (photo-bearing), Kiwi Access Card, or
- a current EU/EEA National Identity Card, or
- a current Irish Public Services Card, or
- a valid UK/Irish Biometric Residence Permit, or
- a current UK Proof of Age Card
- Australian ImmiCard

The photograph on your identification document must be recognisable as a likeness to you as you are on the day of the test. No other form of identification will be accepted.

If you do not have one of these forms of identification, please allow enough time to organise one before the test window starts, as you will not be able to sit without an approved form of identification. Some of these identification documents can take approximately a month or longer to obtain.

Digital identification documents such as digital drivers' licences are accepted in States/Territories where they are Government issued.

Photocopies of documents, student ID cards or expired documents are NOT accepted. Photos of identification documents on your phone will not be accepted.

Your date of birth, first and last name on your identification document must match your Admission Ticket details.

If you do not present one of the above identification documents, together with your Admission Ticket, you will not be able to sit GAMSAT and your registration fee will be forfeited.

What you'll need on the day

You need to have the following with you on the test day:

- Your GAMSAT Admission Ticket
- Acceptable current and photo-bearing identification document as specified on page 17 above.
- Erasable whiteboard and marker or pens/pencils, pencil sharpener, eraser
- A clear water bottle (no labels attached)
- Loop or disposable earplugs (optional)

Please note: Disposable earplugs are available at test centres, however you may bring your own. Earplugs with audio function will not be allowed into the test centre. Test centre sessions are not BYOD – which means you will not be permitted to bring or use your own device. Computers or laptops will be supplied for all venues.

Test takers whose first language is not English may bring a printed bilingual dictionary for Humanities; these are not permitted for Biological Sciences. The pages must be unmarked and any notes removed. Electronic dictionaries are not permitted. Dictionaries containing definitions of English words into the nominated language are acceptable but there must not be definitions of English words in English. If you bring a bilingual dictionary into the test centre you are required to provide it to the supervisor for inspection before testing begins. The final decision on the suitability of dictionaries will be made on the test day by the test supervisors.

Clocks are provided in the test room. You may wear an analogue or digital wristwatch, any alarm or stopwatch features must be switched off. Smart watches are not permitted.

These will be the only items allowed on your desk during the test.

Note: All other items, including but not limited to mobile phones, calculators, stopwatches, audio or video recording enabled devices of any kind (including Ray-Ban Meta glasses), MP3 players, and smart watches, activity trackers such as a Fitbit etc. additional note paper, pencil cases, rulers, standard English dictionaries, food, Bluetooth devices such as headphones, earbuds and head coverings (unless it is for religious reasons) are not permitted.

Only bring essential items, as neither the test centre nor the GAMSAT Office can be held responsible for the security of your belongings. Valuables such as wallets, keys and mobile phones may be placed under your desk during the test. Mobile phones must be switched off before entering the test centre and placed in your bag or face up under your desk. They cannot be worn on your body, and you are not permitted to access them during testing time.

There will be limited space to store your bags and you will not be allowed to access your bags until the break.

If you are diabetic, pregnant or have another concern that requires access to food (including sweets and nuts), medication or other medical equipment (e.g. support cushion, glucose monitor) you will need to apply for Reasonable Adjustments (see page 7). Such supports will not be permitted during the test unless you can show your approval letter from the GAMSAT office.

Test centre amenities

Test takers will not have access to kitchen facilities or food outlets at test venues. It is recommended you have a good meal in advance, and take a snack to eat in the registration queue. You will not be permitted to eat until the break between Humanities and Biological Sciences.

Note: As you are not permitted to leave the venue, you are advised to bring something convenient to eat during the break.

Can I eat during the test?

Access to food is not permitted during the test. If you are diabetic, pregnant or have another concern that requires access to food (including sweets and nuts) you will need to apply for a reasonable adjustment. Test takers should bring something convenient to eat during the small break.

Personal comfort and appropriate attire

Large spaces can be difficult to heat/cool. To avoid being too cold or too hot, it is recommended to wear layers, which will allow you to adjust your own comfort level.

Please be mindful of others and dress appropriately for the day; avoiding clothes and accessories that may be noisy or distracting (heeled shoes, excessive jewellery, etc.).

What equipment is provided to sit the test?

GAMSAT is a computer-based test, and if you are sitting GAMSAT in a test centre, then all necessary equipment including computers will be provided. You are not permitted to bring your own devices when sitting GAMSAT in a test centre.

Can I choose a morning or afternoon session?

Yes; there are morning and afternoon sessions for Humanities and Biological Sciences.

Written Communication will be offered by remote proctoring, you can choose your own time based on the availability when booking with ProctorU. Remote proctored sessions are subject to availability; please be sure to book early to avoid disappointment and secure your preferred session time.

What if I arrive late?

You must arrive at the time stated on your Admission Ticket; there is no need to be any earlier. Test centre registrations will close 30 minutes after the advised arrival time; no test takers will be permitted once the venue staff have begun testing.

What happens if I attend a test centre on the wrong day or session?

If you arrive at the test centre on the wrong day or for the wrong session, you will be asked to leave. You should do so and then contact the GAMSAT office by email.

Due to the need to finalise venue numbers in advance, you will only have a seat reserved for the session and date selected by you in the test centre you registered for. *Imagine attending a theatre or concert on a day other than the date you purchased a ticket. You would be turned away, the same applies for GAMSAT.*

Can I leave when I have finished GAMSAT?

You may not leave the test centre before the full testing time has elapsed, except in the case of illness. Test takers leaving before the start of Biological Sciences will not receive their GAMSAT scores. Test takers leaving during Biological Sciences due to illness need to provide a medical certificate explaining their situation; this must be provided within three (3) business days of the test session. Once a test taker has departed the test centre it is not possible to re-enter and continue the test.



6. After the test

Key Points

- GAMSAT March results released in late May 2026, and GAMSAT September in mid November 2026.
- Results are accessed via your ACER account.
- Results are valid in Australia for 4 years, and in the UK and Ireland for 2 years.

GAMSAT results

Results for GAMSAT March will be released in late May 2026 and the results for GAMSAT September will be released in mid November 2026. You will be notified via email when results are available through your online account. You can only access your results online and are advised to save and print a copy of the Statement of Results for your records. Statement of Results are accessible for four years in your online account, and include your date of birth and name you used at the time the test was taken.

Replacement Statements of Results cannot be provided to accommodate a change of name.

No hard copies of the Statement of Results will be sent to test takers. The universities will verify the results used for applications with ACER.

Please Note: Only one Statement of Results will be provided per test taker, per GAMSAT cycle.

GAMSAT scores

You will receive a score for each of the three sections, together with an overall GAMSAT score. The Overall Score is a weighted average of the three section scores.

Each of the four GAMSAT scores is expressed on a scale of 0 to 100. These are not percentage marks.

The overall GAMSAT score is calculated using the following formula:

$$\text{Overall Score} = (1 \times \text{Humanities \& Social Sciences} + 1 \times \text{Written Communication} + 2 \times \text{Biological \& Physical Sciences}) \div 4$$

Please Note: The Overall Score is calculated to several decimal places and then rounded. The Overall Score is calculated before the rounding of section scores. This makes it impossible for test takers to replicate the process.

To assist you in evaluating your test performance your scores will be accompanied by a chart showing an approximate percentile ranking for your Overall Score. This will give you an indication of how you have performed against other test takers in the same GAMSAT sitting as you.

The universities will consider your Section and Overall Scores, not your percentile ranking. The universities will set their own cut-off scores from year to year. These are the minimum scores acceptable for consideration for entry to the graduate-entry programs.

The schools may also choose to use the scores in other ways. Please see the universities' websites for further information.

Scores are scaled by ACER to make them directly comparable from test to test.

What is a scaled score?

For GAMSAT, rigorous, best-practice psychometric techniques are used to transform test raw scores (the number of questions a test taker has answered correctly) and place them on a measurement scale. The transformed scores are called scaled scores. Compared to using raw scores this approach has a number of benefits. In particular, it is a vital equity measure that allows fair comparison of test takers who take different versions of a test. Multiple test forms are used for GAMSAT. Although test developers follow defined parameters so that test versions are broadly comparable in difficulty, some differences are unavoidable. Thus, raw scores may not reflect test difficulty as well as test taker ability. For example, suppose test taker A and B took different versions of the same test. If B has a higher raw score, is B the stronger test taker, or was A's test harder? Which test taker has the better performance if they both scored the same? The analysis of GAMSAT results allows answers to such questions by accounting for differences in test difficulty and placing all test versions on a single scale. This ensures that all scores are directly comparable: the higher the score, the better the performance, regardless of which test version was taken.

Scaling also supports development of more precise measures of test takers' performance, which leads to greater certainty of test taker ranking. Carefully considered test design can ensure that performance is measured most precisely at the levels of greatest interest. For example, scaled scores around any selection threshold should be as precise as possible to ensure fairness of selection decisions. Finally, a problem with raw scores is that they are not interval measures: the change

in test taker ability for any given score change is variable. For example, typically it is 'more difficult' (i.e. requires a greater increase in ability) to move from a score of 80 to 85, than from a score of 50 to 55. In contrast, a GAMSAT score difference of 5 marks, anywhere on the scale, always represents the same change in ability. This property of measurement scales is essential when seeking to understand the relative difference in ability of test takers with different scores.

Can I appeal my score?

No, GAMSAT results are released only after careful calculation and extensive checking, for this reason remarks for any component of the test including Written Communication are not offered.

ACER cannot provide any additional information on scores or the scoring process. All information including score analysis and processing remains the intellectual property of ACER and no right of inspection is deemed to be vested in a test taker.

Results for university admission

GAMSAT results obtained from different sittings are directly comparable and can be used when applying to universities for up to four consecutive years in Australia and two consecutive years in the UK and Ireland.

Please see the following for details of which results can be used for admission to programs in the different countries where GAMSAT is used.

AUSTRALIA: to apply in 2026 for a program commencing in 2027 ONLY the following GAMSAT results can be used: September 2022, March 2023, September 2023, March 2024, September 2024, March 2025, September 2025 and March 2026.

IRELAND: to apply in 2026 for a course commencing in 2026 ONLY the following results can be used: September 2024 and March 2025, September 2025, and March 2026.

UK: to apply in 2026 for a course commencing in 2027 ONLY the following results can be used: March 2025, September 2025, March 2026, and September 2026.

Note: Ulster University has a four year results validity.

There is no restriction on the number of times an eligible person may sit GAMSAT. If you have more than one current GAMSAT score you may use whichever you prefer in applying for admission to graduate-entry programs. You should bear in mind that admissions committees may set thresholds for the section scores as well as for overall scores. If you have more than one eligible set of scores and are uncertain which scores to use for your application, you should contact your preferred schools for advice.

For further information please see the application for admission to programs for the relevant country (page 24).

Which score do I use for my application, if I have more than one?

Unless you tell them otherwise the tertiary admissions bodies and the universities will automatically select your highest performing score set with your application. If you have a particular set of scores you wish to use, that is not your highest then it is best to contact the tertiary admissions body you are applying through i.e. CAO, UCAS or GEMSAS or email the universities directly.

How does ACER ensure equity and fairness?

GAMSAT is developed to rigorous professional and technical standards. Test questions are designed and developed by a team of ACER writers, expert in their fields. All test questions must pass detailed panelling, trial testing, analysis and final review. The content, style, duration and sequencing of the tests are determined to ensure that the testing programme is relevant, fair, valid and reliable. GAMSAT test data is subjected to statistical analysis to check that each question has performed as required. Test questions in development are carefully scrutinised in an ongoing attempt to minimise gender, ethnic or religious bias, and to ensure that the test is culturally fair. The test may contain a small number of trial questions which may not contribute to test taker scores but allow us to ensure that new test questions are working to the expected standard.

Appeals and complaints

If you have a serious complaint or wish to make an appeal in relation to your test sitting or results, please read the [ACER complaint and appeals policy](#).

Should you wish to query a particular test question, please alert the supervisor of your concerns on the day of the test. Your query will be reviewed by the GAMSAT Office and forwarded to the test developers for review.

Similarly, any complaints relating to technical issues, the test venue or physical discomfort suffered should be reported immediately to the supervisor/proctor on the day so the issue can be addressed without delay, and in writing to the GAMSAT Office immediately after your test session so that the issues can be resolved within the testing window if necessary.

Please note: It is not possible to schedule tests outside of allocated test windows. All technical and or delivery issues arising must be addressed immediately and resolved during the advertised test windows in March or September each year.

You are advised that GAMSAT results are released only after careful calculation and extensive checking and errors in scoring are highly unlikely.

Test security and misconduct

GAMSAT is a high stakes test. Therefore ACER, in conjunction with the graduate-entry medical schools, has established security procedures which will be strictly enforced at all times. It is important that you understand the ramifications for breaches of test security or misconduct.

Misconduct

ACER and GEMPASS Australia Limited view any misconduct in respect to the GAMSAT seriously. Consequences of misconduct may have significant personal consequences for the individual involved.

To be clear:

- as ACER is a service provider to GEMPASS Australia Limited in respect of its administration of GAMSAT, ACER may seek the input of GEMPASS Australia Limited in respect to any misconduct and any consequence to be applied; and
- any misconduct and the consequences thereof may be referred to relevant educational institutions (not limited to the members of GEMPASS Australia Limited), professional bodies or other relevant third parties.

What is considered misconduct?

Misconduct (whether occurring prior to, during or after a GAMSAT session) means any unacceptable conduct or any conduct that might result in unfairness or inaccurate results. Examples of misconduct include, but are not limited to the following:

- breach of any of the security arrangements for the GAMSAT;
- impersonation;
- a test taker using Artificial Intelligence (AI), reproducing, copying, plagiarising responses to the GAMSAT from another person's work;
- attempting to remove scratch/note paper or part thereof, or any notes, from the testing room;
- failure to follow test supervisor's instructions at all times;
- giving or receiving assistance during the test;
- creating a disturbance;
- using prohibited aids (e.g. notes, calculator, mobile phone, audio/recording device etc.);
- bringing the following items into the test room or having them on your person during any part of the GAMSAT test session, unless authorised in writing by ACER:
 - mobile phones, smartwatches, fitness trackers, or any device capable of wireless communication;
 - audio, video, or photographic recording devices;
 - surveillance or monitoring equipment, including but not limited to hidden cameras, microphones, or wearable recording devices;

- any other electronic device not explicitly permitted by ACER;

- writing on the Admission Ticket during the test;
- using the test questions, their content or information about them for purposes other than your sitting of GAMSAT is prohibited. This includes: publishing GAMSAT questions or any of their content or information about them on the internet, any digital format or otherwise; and/or passing GAMSAT questions, any of their content or information about them to third parties;
- the giving of false or misleading information at any stage in connection with your participation in GAMSAT;
- infringement of the "ACER" or "GAMSAT" trade marks. Trade mark infringement includes performing any act which only a trade mark owner or a person authorised by the trade mark owner may do;
- infringement of copyright. Copyright infringement includes: performing those rights or authorising the performance of those rights which are granted at law exclusively to the copyright owner. These rights include the exclusive right to reproduce the copyright work in a material form and to communicate that work to the public;
- in any way breaching (as determined by ACER in its absolute discretion) any of the terms and conditions of (a) your registration to participate in GAMSAT; or (b) your purchase of any GAMSAT preparation materials; infringement of any rights (including but not limited to intellectual property rights) whatsoever relating to or subsisting in GAMSAT test or any part or element of it, including but not limited to the concept, structure, administration or conduct of GAMSAT, GAMSAT trade mark and any GAMSAT preparation materials prepared or published by or on behalf of ACER or GEMPASS Australia Limited;
- any act or omission by you which ACER, in its absolute discretion, renders you to be unfit to participate in any GAMSAT sitting, whether or not you are registered to participate at the time of ACER's determination; and
- inappropriate, abusive or aggressive communication in any form with GAMSAT office, its representatives including supervision staff.

CONSEQUENCES for misconduct include:

- cancelling registration to sit GAMSAT without any refund;
- withholding of GAMSAT results;
- disqualification from undertaking GAMSAT:
 - for a period of time; or
 - at all.

You are advised that except as expressly provided at law, there is no right to challenge, appeal or seek review of any determination by ACER that misconduct has occurred or in relation to any consequences imposed by ACER for any misconduct. You should also be aware that your misconduct might also give rise to liability on your part to third parties, including but not limited to the members of GEMPASS Australia Limited.

ACER and GEMPASS Australia Limited reserve the right to take legal action and claim any remedies available to them at law in respect of any incident of misconduct or where your conduct (whether or not it constitutes "misconduct") infringes any of their rights.



7. Application for admission to programs in Australia

Twelve medical schools – at the Australian National University, Deakin University, Flinders University, Griffith University, the University of Melbourne, Macquarie University, the University of Notre Dame Australia (Fremantle and Sydney), the University of Queensland, the University of Sydney, the University of Western Australia and the University of Wollongong – admit graduates into a four-year medical degree program.

The remaining Australian medical schools offer an undergraduate program of five or six years' duration.

Three dental schools – at the University of Sydney, the University of Melbourne and the University of Western Australia, admit graduates into a four-year graduate-entry program.

The Faculty of Pharmacy at the University of Sydney offers a two-year Master of Pharmacy.

The Melbourne School of Health Sciences at the University of Melbourne offers a four-year Doctor of Optometry.

The graduate-entry programs provide opportunities for medical, dental, optometry, pharmacy and podiatric medicine training to a wide range of graduates who have made a mature decision to commit to a demanding profession. By extending the selection to graduates of the humanities and social sciences as well as the physical and biological sciences, it is expected that students with a diverse range of interests, skills and talents will be represented in each school. The programs are open to graduates of any field who are able to meet the selection criteria.

Each of the schools has defined its own goals for the graduate-entry programs; they share features in common but the emphasis differs. All programs aim to build on the diverse interests and talents of the graduates admitted. Graduates of the programs will have the skills and knowledge to practise effectively as medical interns under supervision, or in the case of dental and optometry graduates, to practise effectively as general practitioners, and to develop their careers through subsequent entry into further vocational training. Graduates of the Master of Pharmacy will be able to practise as pharmacists after a compulsory pre-registration period. Graduates of the Doctor of Podiatric Medicine will be able to practise as podiatrists.

In recognition of the fact that medical knowledge continues to expand and that doctors, dentists, pharmacists, podiatrists and optometrists will continue to learn throughout their lives, self-directed learning is a major focus of the graduate-entry programs. Effective communication with patients and colleagues is seen

as crucial. Teamwork and an awareness of community concerns are stressed.

Admission to a graduate – entry program

Applicants are selected for admission into the graduate-entry programs on the basis of three criteria. These are:

- Bachelor degree
- GAMSAT score
- Interview

The universities may differ in the weighting of performance on each of the criteria.

Exceptions:

- The University of Queensland has introduced tertiary level science prerequisites. These are applicable for the 2024 intake and thereafter.
- Entry to the dental program at the University of Melbourne does not require an interview. Optometry at the University of Melbourne reserves the right to interview. Selection for dentistry and optometry at the University of Melbourne is also based on satisfactory completion of approved prerequisite subjects. Details are available from the website <http://mdhs-study.unimelb.edu.au/prerequisites> and <http://mdhs-study.unimelb.edu.au/degrees/doctor-of-optometry/entry-requirements#entry-requirements>.
- Selection into the Doctor of Podiatric Medicine (DPM) at UWA is based on academic achievement and specific prerequisites only.

In addition to the above criteria, The University of Notre Dame Australia (Sydney and Fremantle) also requires applicants to have a valid CASPer score. For more information regarding the portfolio please see <https://www.notredame.edu.au/programs/school-of-medicine/postgraduate/doctor-of-medicine-wa> (WA) and <https://www.notredame.edu.au/programs/school-of-medicine/postgraduate/doctor-of-medicine-nsw> (Sydney).

The University of Wollongong additionally requires the submission of an admissions portfolio and a valid CASPer score. For more information see <http://smah.uow.edu.au/medicine/future/md>.

Selection into the Master of Pharmacy at the University of Sydney program is based on four criteria: bachelor degree, seven essential prerequisites (completed within the previous ten years) and meeting the GPA or GAMSAT cut-off.

More specific information can be obtained by contacting the schools directly and by referring to the Graduate Entry Medical School Admissions System (GEMSAS) website (<https://gemsas.edu.au>), the University of Sydney website (<http://sydney.edu.au>), the University of Western Australia website (<https://www.uwa.edu.au/health/schools/medical-school>) and the Flinders University website (www.flinders.edu.au/medicine/courses/medical-course).

Applicants who completed their bachelor degrees and/or prerequisites more than ten years ago are advised to check their eligibility with their preferred schools before registering for GAMSAT.

Each university may have its own additional admission policies (which may include policies on prior or current studies, enrolment irregularities and/or transfers). To confirm if there are additional policies, contact the schools to which you intend to apply.

Applying for admission

The process of applying for admission to the graduate-entry programs is separate from the process of registering to sit GAMSAT, and takes place later.

There are two separate steps in the process of application to graduate-entry medicine:

First step – sit GAMSAT

Second step – March to May 2026: submit application to applicable educational institution(s)

GAMSAT test takers are responsible for determining their eligibility to apply for admission to the graduate-entry programs.

GEMSAS will process applications for admission to graduate-entry medicine at the GEMPASS Australia Medical Schools and The University of Melbourne. Dentistry and Optometry applications will be processed directly by University of Melbourne. The University of Sydney will process applications for medicine, dentistry and pharmacy at the University of Sydney.

The University of Western Australia will process applications for dentistry and podiatric medicine at the University of Western Australia. Flinders University will process applications for medicine at Flinders University.

TIMELINE FOR ADMISSION TO PROGRAMS IN 2026:

TIMELINE FOR ADMISSION

GAMSAT: to apply in 2026 for a program commencing in 2027 ONLY the following GAMSAT results can be used: September 2022, March 2023, September 2023, March 2024, September 2024, March 2025, September 2025 and March 2026.

University applications open:

March 2026: Dentistry and Podiatric Medicine at the University of Western Australia

April/May 2026: the University of Sydney

Early May 2026: GEMSAS and Flinders University

August/September 2026: The University of Tasmania

Applicants should consult the GEMSAS website and the schools' websites for the relevant admissions cycle deadlines, including those for:

- submission of online application data and supporting documents;
- release of interview offers by the schools;
- offers of places by the schools.

These dates will be published online as soon as they become available.

It is the individual applicant's responsibility to regularly check the GAMSAT, GEMSAS, University of Sydney, University of Western Australia and Flinders University websites for updated information.



8. Course-specific enquiries Australia

Australian National University

School of Medicine and Psychology

Medical School

- ✉ admissions.smp@anu.edu.au
- 🌐 <https://medicine-psychology.anu.edu.au/>
- ☎ (02) 6125 1304

Deakin University

Medicine

School of Medicine

- ✉ health-enquire@deakin.edu.au
- 🌐 www.deakin.edu.au/medicine
- ☎ (03) 9251 7777
- ☎ (03) 9251 7450

Flinders University

Medicine

- ✉ askflinders@flinders.edu.au
- 🌐 www.flinders.edu.au/mdapply
- ☎ 1300 354 633 (Option1)

Griffith University

Medicine

School of Medicine and Dentistry, Griffith University

- ✉ medicine@griffith.edu.au
- 🌐 <https://www.griffith.edu.au/griffith-health/school-medicine-dentistry>
- 🌐 www.griffith.edu.au/ask-us
- ☎ toll free 1800 154 055 or +61 7 5552 8811

Macquarie University

Medicine

- ✉ medicine@mq.edu.au
- 🌐 <https://www.mq.edu.au/about/about-the-university/our-faculties/medicine-and-health-sciences/macquarie-md>
- ☎ (02) 9850 4538

The University of Melbourne

Future Student Contact

- 🌐 <http://futurestudents.unimelb.edu.au>
- ☎ 13MELB (13 6352) (within Australia)
- ☎ +61 3 9035 5511 (international)

Faculty of Medicine, Dentistry and Health Sciences online enquiries

- 🌐 <http://mdhs.unimelb.edu.au/about/contact>

Doctor of Medicine

- 🌐 <https://study.unimelb.edu.au/find/courses/graduate/doctor-of-medicine/>

Doctor of Dental Surgery

- 🌐 <https://study.unimelb.edu.au/find/courses/graduate/doctor-of-dental-surgery/>

Doctor of Optometry

- 🌐 <https://study.unimelb.edu.au/find/courses/graduate/doctor-of-optometry/>

The University of Notre Dame Australia

Medicine (WA)

Prospective Students Office, Fremantle

- ✉ medicine.admissions@nd.edu.au
- 🌐 <https://www.notredame.edu.au/programs/school-of-medicine/postgraduate/doctor-of-medicine-wa>
- ☎ (08) 9433 0533

Medicine (NSW)

Prospective Students Office, Sydney

- ✉ medicine.admissions@nd.edu.au
- 🌐 <https://www.notredame.edu.au/programs/school-of-medicine/postgraduate/doctor-of-medicine-nsw>
- ☎ (02) 8204 4404

The University of Queensland

UQ Admissions (admissions information)

- ✉ admissions@uq.edu.au
- 🌐 <https://future-students.uq.edu.au/admissions/doctor-medicine>
- ☎ (07) 3365 2203

Medicine

Faculty of Medicine (program information)

- ✉ med.enquiries@uq.edu.au
- 🌐 <https://medicine.uq.edu.au/>
- ☎ (07) 3346 4922

Doctor of Dental Medicine

School of Dentistry

- ✉ dentistry@enquire.uq.edu.au
- 🌐 <https://dentistry.uq.edu.au/>
- ☎ (07) 3365 2203

The University of Sydney

Student Centre

- [w https://www.sydney.edu.au/contact-us.html](https://www.sydney.edu.au/contact-us.html)
- [w http://sydney.edu.au/future_students](http://sydney.edu.au/future_students)
- t** 1800 SYD UNI (1800 793 864) (in Australia)
- t** +61 2 8627 1444 (outside Australia)

Medicine

- [w http://sydney.edu.au/medicine](http://sydney.edu.au/medicine)

Dentistry

- [w http://sydney.edu.au/dentistry](http://sydney.edu.au/dentistry)

Pharmacy

- [w http://sydney.edu.au/pharmacy](http://sydney.edu.au/pharmacy)

The University of Western Australia

Medicine, Dentistry & Podiatric Medicine

Faculty of Health and Medical Science

- e** meddentadmissions@uwa.edu.au
- [w https://www.uwa.edu.au/schools/medicine](https://www.uwa.edu.au/schools/medicine)
- t** (08) 6488 4646/4850
- f** (08) 6488 4848

The University of Wollongong

Graduate Medicine

Faculty of Science, Medicine and Health

- e** md-enquiries@uow.edu.au
- [w https://www.uow.edu.au/science-medicine-health/schools-entities/gsm/doctor-of-medicine/](https://www.uow.edu.au/science-medicine-health/schools-entities/gsm/doctor-of-medicine/)
- t** 1300 367 869 (within Australia)
- f** +61 2 4221 3218 (international)

The University of Tasmania

Future Domestic Students Contact

- e** admissions@utas.edu.au
- [w www.utas.edu.au/enquire](http://www.utas.edu.au/enquire)
- t** 1300 363 864 (in Australia, 9 am–4 pm AEST Mon-Fri)

Medicine

- [w https://www.utas.edu.au/study/undergraduate/medicine](https://www.utas.edu.au/study/undergraduate/medicine)



9. Application for admission to programs in Ireland

The process of applying for admission to the graduate-entry programs is separate from the process of registering to sit GAMSAT.

The CAO (Central Applications Office - www.cao.ie) processes applications for admission to graduate-entry medicine and veterinary medicine in Ireland for the following institutions:

RCSI University of Medicine & Health Sciences	RC101	Medicine
University College Cork	CK791	Medicine
University College Dublin	DN401	Medicine
University College Dublin	DN301	Veterinary Medicine
University of Limerick	LM101	Medicine

GAMSAT test takers are responsible for determining their eligibility to apply for admission to the graduate-entry programs.

Applicants should consult the CAO website (www.cao.ie) and/or the institutions' websites for the relevant eligibility criteria for admissions. If you have any questions in regard to your eligibility, please contact the admissions office of one of the institutions listed above well in advance of the application closing date.

If you indicated that you are an applicant to a program in Ireland, the Central Application Office (CAO) will be provided with your GAMSAT results and will pass these onto the institutions to which you have applied.

IMPORTANT NOTE: In order for your results to be forwarded to the CAO, you **must** indicate on any of your current registrations (September 2024, March 2025, September 2025, and March 2026) that you are an applicant to an Irish program. You must complete this step by 28 April 2026 by logging into your account and ensuring that 'Ireland' has been ticked in the course application section. Your results with your best Overall Score will then be forwarded to the CAO for inclusion in your application.

You must also provide your CAO application number to the GAMSAT office when you register for the test. If you do not have a CAO application number at the time of registering for GAMSAT, you should add it to your GAMSAT online account by 28 April 2026.

If you do not provide your CAO application number, or if you give an incorrect number, this may affect the delivery of your GAMSAT results to the CAO and the institutions.

TIMELINE FOR ADMISSION TO PROGRAMS IN 2026:

TIMELINE FOR ADMISSION

GAMSAT: to apply in 2026 for a program commencing in 2026 ONLY the following GAMSAT results can be used: September 2024 and March 2025, September 2025, and March 2026.

CAO Dates for 2026:

Closing date for applications:

1 February 5pm GMT

Closing date for late applications:

1 May at 5pm GMT

Closing date for change of mind applications:

1 July at 5pm GMT

TIMELINE FOR ADMISSION

Early August 2026:

Offers made to successful applicants

The University of Limerick processes applications for the Master of Science in Physiotherapy (Professional Qualification) at the University of Limerick.



10. Course-specific enquiries Ireland

RCSI University of Medicine & Health Sciences

Medicine

Graduate Entry Medicine Programme

✉ admissions@rcsi.ie

🌐 www.rcsi.com/dublin

☎ +353 1 402 2228

University College Cork

Medicine

School of Medicine

✉ gem@ucc.ie

🌐 www.ucc.ie/en/medical/prostud

☎ +353 21 490 1575

☎ +353 21 490 1594

University College Dublin

Medicine

UCD School of Medicine

🌐 <https://www.ucd.ie/medicine/contactus/>

🌐 www.ucd.ie/medicine

☎ +353 1 716-6686

Veterinary Medicine

UCD School of Veterinary Medicine

✉ vetprogrammes@ucd.ie

🌐 www.ucd.ie/vetmed

☎ +353 1 716 6100

University of Limerick

Medicine

School of Medicine

✉ medicine@ul.ie

🌐 www.ul.ie/medicine

☎ +35361-234850/-234851

Physiotherapy

School of Allied Health

✉ schoolalliedhealth@ul.ie

🌐 <https://www.ul.ie/gps/course/physiotherapy-professional-qualification-msc>

☎ +353 61 234232



11. Application for admission to programs in the UK

UCAS application

Applications for the following programs should be made through UCAS (www.ucas.com) in the usual way.

Courses and UCAS codes:

Institution	Course Code	UCAS Institution Code
*Exeter	A100	EXETR E84
*Keele	A100	KEELE K12
Brunel	A100	BRUNL B84
Chester	A101	C55
East Anglia	A101	E14
Pears	A102	I50
Liverpool	A100 or A101	LVRPL L41
Plymouth	A100 or A206	PLYM P60
St Andrews, Dundee	A101	STA S36
City St George's	A101	SGEO C60
Sunderland	A100	SUND S84
Surrey	A101	SURR S85
Swansea	A101	SWAN S93
Ulster	A101	U20
Worcester	A101	W80

* Applicants to these programs should refer to the universities' websites regarding eligibility.

The closing date for UCAS applications is 15 October 2026. All international applicants should contact the universities directly for application deadlines.

Direct application

Applications for the MSc Physician Associate Studies at the University of East Anglia should be made directly to the University of East Anglia. The start date for the course is January each year and there is no September intake. Further details about the entry requirements and the application process can be found at <https://www.uea.ac.uk/course/postgraduate/m-sc-physician-associate-studies>

Admission to the programs

Test takers applying for the graduate-entry programs must fulfil the following criteria:

- i. have, or be predicted to receive, at least an upper second class honours degree in any discipline with the exception of Nottingham University (lower second class honours degree). The University of Liverpool will also consider a minimum 2.2 degree in any subject plus Masters/PhD higher qualification.
- ii. be classed as a home student, which includes nationals from the UK and the Republic of Ireland. At present international students are not accepted, with the exception of the A100 program at the University of Liverpool, the A101 programme at Swansea University Medical School, the A101 programme at the University of Nottingham, the A101 at the Ulster University and the A101 programme for the University of Worcester. Please refer to these individual institutions' websites for information on international eligibility.

Graduate applicants are selected on the basis of three criteria:

- Undergraduate Honours Degree
- GAMSAT
- Interview

The schools may also apply additional criteria.

Non-school leaver applicants are selected into the Plymouth medical and dental, and Exeter medical programs on the basis of performance in GAMSAT and in an interview.

Performance in GAMSAT constitutes the only necessary information on an applicant's aptitude for the purpose of entry to medicine or dentistry at the University of Plymouth and entry to medicine at the University of Exeter. Applicants who reach the threshold level in GAMSAT are invited to interview for assessment of non-academic attributes. Neither performance in a prior degree, nor performance at secondary school will be considered.

Applicants to the University of Surrey who pass preliminary shortlisting and reach the threshold level in GAMSAT are invited to interview. All applicants invited to interview must take part in a multiple mini interview cycle that lasts under one hour.

It is not within the scope of this Booklet to give details of admissions procedures. More specific information should be obtained by contacting the schools directly and by referring to their websites. Contact details for the universities are given in this booklet.

TIMELINE FOR ADMISSION TO PROGRAMS IN 2026:

TIMELINE FOR ADMISSION

GAMSAT: to apply in 2026 for a program commencing in 2027 ONLY the following GAMSAT results can be used: March 2025, September 2025, March 2026, and September 2026.

By 31 January 2026: International test takers submit applications to Swansea University Medical School

By 15 October 2026: Submit UCAS application form

December 2026 – April 2027: Interviews for admission

March – June 2027:

Offers made to successful applicants

August – September 2027: Programs begin

IMPORTANT NOTE: In order for your results to be forwarded to the institutions of your choice, you must indicate on any of your current registrations (March 2025, September 2025, March 2026, and September 2026) that you are an applicant to a UK program. You **must** complete this step **by midnight GMT 31 October 2026** by logging into your account and ensuring that 'UK' has been ticked in the course application section of your registration/s.

You **must** also provide your UCAS Personal ID number (UCAS PID) and indicate to which institutions/courses you are applying to (**you will be contacted by the GAMSAT office in mid October when this form becomes available through their account**). Changes to your selections can be made at any time until 31 October 2026 via your account. Your results will then be forwarded to the universities for inclusion in your application.

If you do not indicate you are a UK applicant, provide your UCAS PID and course selection information **by midnight GMT 31 October 2026** or if you provide incorrect information, this may affect the delivery of your GAMSAT results.



12. Course-specific enquiries UK

Keele University

Medicine

School of Medicine

- ✉ medicine@keele.ac.uk
- 🌐 www.keele.ac.uk/medicine
- ☎ +44 (0)1782 733937

University of Plymouth

Medicine and Dentistry

University of Plymouth Faculty of Health

- ✉ meddent-admissions@plymouth.ac.uk
- 🌐 www.plymouth.ac.uk/peninsula
- ☎ +44 (0)1752 583222

University of Exeter

Medicine

Medical School

- ✉ HLSEnquiries@exeter.ac.uk
- 🌐 www.exeter.ac.uk/medicine
- ☎ 0300 555 60 60 (UK callers)
- ☎ +44 (0)1392 723044 (EU/International callers)
- ☎ +44 (0)1392 727272

University of Liverpool

Medicine

School of Medicine

- ✉ mbchb@liverpool.ac.uk
- 🌐 <https://liverpool.ac.uk/medicine>
- ☎ +44 (0)151 795 4370

St George's University of London

Medicine

Institute of Medical and Biomedical Education

- ✉ study@sgul.ac.uk
- 🌐 <https://sgul.ac.uk>
- ☎ +44 (0)20 8725 2333

University of Surrey

Medicine (Graduate Entry)

School of Medicine

- ✉ admissions@surrey.ac.uk
- 🌐 www.surrey.ac.uk/undergraduate/graduate-entry-medicine
- ☎ +44 (0)1483 682222

Brunel University of London

Medicine

Brunel Medical School

- ✉ BMS-admissions@brunel.ac.uk
- 🌐 <https://www.brunel.ac.uk/brunel-medical-school>
- ☎ +44(0)1895 268083

Pears Cumbria School of Medicine

Medicine (Graduate Entry)

Fusehill Street Campus, Carlisle, Cumbria, CA12HE

- ✉ cumbriamedadmissions@cumbria.ac.uk
- 🌐 <https://www.cumbriamed.ac.uk>

Swansea University

Medicine

Medical School

- ✉ study@swansea.ac.uk
- 🌐 www.swansea.ac.uk/medicine
- ☎ +44 (0)1792 606376

The Universities of St Andrews, Dundee

Medicine

School of Medicine

- ✉ scotgem-admissions@st-andrews.ac.uk
- 🌐 www.st-andrews.ac.uk/medicine
- ☎ + 44 (0) 1334 463619

University of East Anglia

MSc Physician Associate Studies

Norwich Medical School

- ✉ enquiries@uea.ac.uk
- 🌐 <https://www.uea.ac.uk/medicine>
- ☎ + 44 (0) 1603 591515

University of Sunderland

Medicine

School of Medicine

- ✉ medicineapplications@sunderland.ac.uk
- 🌐 www.sunderland.ac.uk/medicine
- ☎ + 44 (0) 191 515 3000

Ulster University

Medicine

School of Medicine

- ✉ study@ulster.ac.uk
- 🌐 <https://www.ulster.ac.uk/faculties/life-and-health-sciences/medicine/course>
- ☎ + 44 (28) 9036 6534

University of Worcester

Medicine

Three Counties Medical School

✉ MBChB@worc.ac.uk

🌐 <https://www.worc.ac.uk/courses/medicine-mbchb>

☎ +44 (0)1905 542640

University of Chester

Medicine

Chester Medical School

✉ medicine@chester.ac.uk

🌐 <https://www.chester.ac.uk/study/course-search/graduate-entry-medicine-mbchb/?studyMode=103598>

☎ +44 (0)1244 513860

13. Application for admission to international programs

University of Nicosia

Medicine

Medical School

Graduate-entry Doctor of Medicine (MD)

✉ admissions@med.unic.ac.cy

🌐 <https://www.unic.ac.cy/med/>

☎ +357 22 471999



14. GAMSAT Declaration

IMPORTANT: Please read the **LEGAL NOTICE** at the end of GAMSAT Information Booklet 2026 (**“the Booklet”**).

By registering to sit the GAMSAT you are entering a binding legal agreement between you and The Australian Council for Educational Research Ltd (ABN 19 004 398145) (**“ACER”**) in relation to your registration for GAMSAT, and all associated administrative and other consequent activities regarding GAMSAT provided digitally in a GAMSAT testing centre or from another location by remote proctoring in 2026, consists of:

1. The Booklet, including its Legal Notice;
2. any ACER instructions issued from time to time regulating test takers’ sitting of GAMSAT;
3. the Test Day Instructions meaning any instructions issued by ACER, a test centre supervisor, or a Proctor on a sitting day; and
4. this Declaration.

(**“the Legal Agreement”**)

Ensure you understand fully and are familiar with the contents of the Legal Agreement before You complete your registration for the GAMSAT as it details important conditions in respect of your participation in the GAMSAT.

NOTE: the terms of this Legal Agreement may vary from sitting to sitting of GAMSAT and, therefore, you should yourself re-familiarise with each part of the Legal Agreement detailed above before each sitting of GAMSAT. You should not assume that the terms and conditions applicable to a previous sitting are the same in every respect as those which are set out in this Legal Agreement.

The declarations below signify you AGREE:

1. to the Legal Agreement which will apply to your registration for and participation in GAMSAT in 2026 and all matters consequent thereon;
2. in the event of a GAMSAT sitting in 2026 being compromised or having to be cancelled due to circumstances beyond ACER’s reasonable control, or changes to GAMSAT structure, format, or delivery method, it may be necessary for you to, and at ACER’s sole discretion:
 - a. re-sit GAMSAT:
 - i. on a date;
 - ii. on more than one date;
 - iii. at a testing venue; and
 - iv. with a remote proctoring service;
 - b. other than that originally specified by ACER; and undertake further action in finalisation of those alternative arrangements;

3. for logistical reasons and in ACER’s sole discretion, to being allocated a date, time, and testing venue then available in respect of your undertaking of GAMSAT i.e. you may not have a choice of date, time and venue;
4. to comply with any direction, guideline or policy issued by ACER concerning compliance with public health orders or regulations applicable to your undertaking of GAMSAT;
5. that to sit GAMSAT in 2026 you are a genuine prospective applicant to a course for which GAMSAT is a pre-requisite;
6. you meet the requirements for eligibility set out in the GAMSAT Information Booklet 2026;
7. not to use or divulge to any third party, information concerning the test questions in GAMSAT for your own or any third party’s personal or commercial gain;
8. not to post or publish any specific part or aspect of the content of GAMSAT. This includes publication on the internet, in any digital format or other format;
9. that the information you give in your application for registration for GAMSAT in 2026 is true and correct. Giving false or misleading information constitutes misconduct, may result in permanent disqualification from undertaking GAMSAT in the future, and may jeopardise your chances of being admitted into any course for which GAMSAT is a pre-requisite;
10. that you are the person whose name and address appears on this registration and.
11. to ACER submitting Your Written Communication responses to a plagiarism reviewer, currently CopyLeaks, for plagiarism checks including the use of Artificial Intelligence checking.

I CONFIRM that I have read the:

- **GAMSAT Information Booklet 2026 including its Legal Notice;**
- **Test Day Instructions; and**
- **Privacy Statement for GAMSAT;**

I AGREE to the Legal Agreement governing my participation in the GAMSAT and GIVE THE CONSENTS specified in the ACER Privacy Statements (should you not wish to give the consents specified by ACER or have any queries please notify ACER by using the contact details contained in its Privacy Statement).

15. Legal Notice

1. By completing and submitting the registration form for GAMSAT in 2026 located at <https://gamsat.acer.org> you are offering to enter into a legal agreement with the Australian Council for Educational Research Ltd (ABN 19 004 398 145) (**ACER**). That legal agreement is concluded when ACER accepts your registration.
2. That legal agreement will consist of:
 - a. the entire contents of this Information Booklet, including its Legal Notice ("**the Booklet**");
 - b. any instructions issued by ACER from time to time regulating test takers' sitting of GAMSAT;
 - c. the Test Day Instructions, meaning any instructions issued by ACER, a supervisor or a Proctor on a sitting day; and
 - d. the online legal declaration you complete. ("**the Legal Agreement**")

The Legal Agreement:

- covers, among other things, your sitting GAMSAT in March and/or September 2026, payment of the registration fee, refunds of fees, access to GAMSAT preparation materials and release of the GAMSAT results; and
 - may vary from sitting to sitting of GAMSAT 2026 and, therefore, you should re-familiarise with each part of the Legal Agreement detailed above before each sitting of GAMSAT 2026.
3. Before lodging your Registration, you should make sure you understand fully and are familiar with the contents of the Legal Agreement, including this Legal Notice and the online declaration. Without limiting the foregoing, you acknowledge that misconduct, as defined in this Legal Agreement, has serious consequences including disqualification from undertaking GAMSAT in the future.

"Misconduct" includes, but is not limited to, the use of information relating to the test questions for purposes other than your sitting of GAMSAT; giving false or misleading information at any stage regarding your participation in GAMSAT; and infringing "ACER" or "GAMSAT" trademarks, copyright or other intellectual property rights.
 4. Misconduct also includes:
 - a. infringement of the "ACER" or "GAMSAT" trademarks. Trademark infringement includes performing any act which only a trademark owner or a person authorised by the trademark owner may do.
 - b. copyright infringement including performing those rights or authorising the performance of those rights which are granted at law exclusively to the copyright owner. These rights include the exclusive right to reproduce the copyright work in a material form and to communicate that work to the public;

- c. in any way breaching (as determined by ACER in its absolute discretion) any of the terms and conditions of;
 - i. your registration to participate in GAMSAT; or
 - ii. your purchase of any GAMSAT preparation materials
- d. infringement of any rights (including but not limited to intellectual property rights) whatsoever relating to or subsisting in GAMSAT or any part or element of it, including but not limited to the concept, structure, administration or conduct of the GAMSAT, the GAMSAT trademark and any GAMSAT preparation materials prepared or published by or on behalf of ACER or the user universities;
- e. plagiarism referring to the act of presenting someone else's work, ideas, thoughts, expressions, or creations as one's own and involves copying, reproducing, paraphrasing, or closely imitating another person's work, whether in whole or in part, and submitting it as original work for assessment, evaluation, or any other purpose. In the context of examinations, plagiarism includes, but is not limited to verbatim copying: directly reproducing words, phrases, sentences, paragraphs, or any other textual content from a source without using quotation marks or appropriate citation;
- f. using, accessing, or employing any form of Artificial Intelligence during the GAMSAT. This includes, but is not limited to, using AI-powered devices, software applications, or any other tools that may assist in answering questions, solving problems, or providing information related to GAMSAT content. You are required to personally engage with the GAMSAT content and respond to questions without the assistance of AI technology. Any attempt to use AI for answering, analysing, or generating responses is a breach of the Legal Agreement. For the purposes of the Legal Agreement, "Artificial Intelligence" or "AI" refers to any technology, software, algorithm, or system that simulates human-like cognitive processes, including but not limited to machine learning algorithms, neural networks, and automated decision-making systems; and
- g. bringing the following items into the test room or having them on your person during any part of the GAMSAT test session, unless authorised in writing by ACER:
 - mobile phones, smartwatches, fitness trackers, or any device capable of wireless communication;
 - audio, video, or photographic recording devices;
 - surveillance or monitoring equipment, including but not limited to hidden cameras, microphones, or wearable recording devices;
 - any other electronic device not explicitly permitted by ACER;

- h. by registering for and attending GAMSAT you ACKNOWLEDGE and AGREE: you will not bring or use any prohibited device during the test session; if such a device is found in your possession in the test room, you will immediately surrender the device to test administrators; ACER and its authorised representatives may inspect any surrendered device solely to determine whether a breach of test security or misconduct has occurred; and any device found to have been used to record, transmit, or store test content may be retained by ACER for further investigation and may be referred to relevant authorities;
- i. any act or omission by you which ACER, in its absolute discretion, renders you to be unfit to participate in any GAMSAT, whether or not you are registered to participate at the time of ACER's determination. Including inappropriate, abusive or aggressive behaviour or communication in any form with the GAMSAT office, proctors/supervisors or university representatives.

If you are found to have engaged in misconduct (including that specified above) concerning any aspect of your engagement with ACER connected with your participation in the test, you will be subject to a sanction. A sanction may include cancellation of your registration without any refund, the withholding of your test results or disqualification to sit the test in the future;

If a sanction is applied:

- the imposition of the sanction may be reported to any relevant educational institution;
- it will be applied after the time ACER became aware of the misconduct and will not be backdated;
- the misconduct specified above may constitute criminal offences under the Commonwealth, Victoria or your local law, for example, Section 83A of the Crimes Act 1958 (Vic), Section 144.1 of the Criminal Code Act 1995 (Cth). In which case the relevant misconduct may be reported to the appropriate law enforcement authorities for prosecution;
 - if ACER has suffered any loss, damage or expense as a result of the misconduct it may proceed for recovery under civil law; and
 - ACER does not provide any appeal process in respect of the imposition of a sanction and will not engage with any request concerning such.

5. You are advised that except as expressly provided at law, there is no right to challenge, appeal or seek review of any determination by ACER that misconduct has occurred or in relation to any consequences imposed by ACER for any misconduct.
6. Withholding of results - you will only receive your GAMSAT scores if you have complied with the GAMSAT policies and procedures and the Legal Agreement governing your participation. Your scores may be withheld or cancelled if ACER learns, either on or after the test day, that you have violated the GAMSAT policies and procedures or any other aspect of the Legal Agreement. Even if ACER cannot confirm your direct involvement in the breach of policies and procedures your GAMSAT scores may be withheld or cancelled if ACER has reason to question the validity of your scores or if ACER has reasonable basis for believing you may have been involved in a breach of these terms and conditions.

7. Examples of when the validity of GAMSAT scores may be challenged are:

- a. intended or unintended exposure to GAMSAT content*
- b. contradictory performance on different parts of GAMSAT
- c. abnormal answer patterns in the GAMSAT
- d. atypical performance over different GAMSAT sittings.

** If you attend a coaching course where you are exposed to questions that appear in the GAMSAT, you risk having your GAMSAT scores withheld.*

8. Whilst ACER will make every effort to ensure GAMSAT will run as scheduled, we make no guarantees, given any event outside of ACER's control such as a pandemic or epidemic. If for any reason the test is cancelled ACER will notify test takers via email. Any such cancellations will be at the discretion of ACER and GAMSAT user universities.
9. You may have legal rights and guarantees under certain laws such as laws relating to consumer rights, for example, the Australian Consumer Law (being Schedule 2 to the Competition and Consumer Act 2010 (Cth), as amended from time to time). If the publication of this Booklet or your registration for or participation in the GAMSAT in 2026 involves a supply of goods or services to a consumer within the meaning given in those laws, nothing contained in this booklet excludes, restricts or modifies the application of any consumer guarantee provided in those laws, the exercise of any right or remedy in respect of, or the imposition of any liability for the failure to comply with any relevant guarantee.

10. Subject to point 9:
- the GAMSAT is a selection tool used by certain educational institutions and your results in respect of GAMSAT may not be used or relied on for any other purpose;
 - should you use or rely on your GAMSAT results for any other purpose then, to the maximum extent permissible by law (and for the avoidance of doubt, subject to any guarantees, rights, remedies or obligations which cannot be excluded, restricted or modified under certain laws including any applicable consumer law, ACER expressly, irrevocably and totally disclaims any liability whatsoever for any loss or damage whatsoever and howsoever arising in connection with or resulting from such use or reliance;
 - you acknowledge and accept that, to the fullest extent permitted at law, ACER gives NO WARRANTY or guarantee and makes no representation whatsoever that: registering for or sitting the GAMSAT test will guarantee you or secure for you a placement with an educational institution; or that you will be provided with your GAMSAT results (other than in strict accord with the Legal Agreement). Your registration for or participation (actual, representation whatsoever that: registering for or sitting GAMSAT will guarantee you or secure for you a placement with an educational institution; or that you will be provided with your GAMSAT results (other than in strict accord with this Legal Agreement).
11. Subject to the Australian Consumer Law any other applicable consumer law and otherwise to the fullest extent permitted at law ACER, its officers, employees and agents reserve their rights concerning any and all liabilities, costs, demands and expenses whatsoever incurred by you and caused by you and howsoever arising from or in connection with:
- any breach by you of the terms and conditions of your participation (actual, potential, contemplated or cancelled) in GAMSAT; or
 - any misconduct by you in relation to GAMSAT, and any sanction imposed by ACER as a consequence of Your misconduct. These releases and indemnities survive your participation (actual, contemplated, potential or cancelled) in GAMSAT and whether or not you are offered or accept a placement with any educational institution for any course whatsoever.
12. Upon a test taker registering for the GAMSAT (the Test) the test taker must be a bona fide candidate for the Test. This includes, there is no apparent conflict of interest between the test taker taking the Test for the purposes for which the Test is administered and any personal affiliation of the Test Taker. For example, if the test taker has an affiliation with a coaching or preparation provider for the Test a conflict of interest may be apparent. In those circumstance ACER reserves the right to refuse or cancel a relevant registration.
13. ACER does not transfer registrations for the GAMSAT from registered test takers to third parties.
14. ACER has made every effort to ensure the accuracy of the information provided in this booklet. However, from time to time, due to changed circumstances ACER may need to change the arrangements concerning the administration of GAMSAT and ACER (without amending your legal obligations or remedies) reserves the right to alter or amend any detail contained in the booklet in its absolute and unqualified discretion. Any alteration or amendment will take effect immediately upon publication of the alteration or amendment on <https://gamsat.acer.org>.
15. By completing and submitting the GAMSAT registration form You:
- confirm that you have read in its entirety and accept the contents of this booklet, including the Legal Notice and the online declaration;
 - confirm your agreement with the Legal Agreement governing your participation in GAMSAT;
 - acknowledge that you have been entitled to obtain legal advice concerning any matter covered by the Legal Agreement, whether or not You have in fact sought any legal advice;
 - acknowledge and accept that the Legal Agreement and online declaration contains the entire agreement between you and ACER concerning your participation in GAMSAT in 2026 and that no matter, information or representation not expressly contained in the Legal Agreement has induced you or had any bearing on you to seek registration for GAMSAT in 2026;
 - accept and unconditionally undertake to strictly comply with the Legal Agreement governing your participation;
 - acknowledge and accept the Legal Agreement with ACER will be governed as follows:
 - where your registration fee is paid in pounds Sterling (£/GBP), the laws of England & Wales;
 - where your registration fee is paid in Euros (€/EUR), the laws of the Republic of Ireland; or
 - in any other case or where your registration fee is paid in Australian dollars (\$/AUD), the laws of the State of Victoria, Australia.
 - agree that to determine any dispute (whether as to the interpretation of the Legal Agreement, or any matter concerning performance or compliance with the Legal Agreement or otherwise) or to determine any claims brought or made against you by ACER or its authorised nominee, you submit to the

exclusive jurisdiction of the Courts and any of the Courts of Appeal therefrom as follows:

- i. where your registration fee is paid in pounds Sterling (£/GBP), the courts of England & Wales;
- ii. where your registration fee is paid in Euros (€/EUR), the courts of the Republic of Ireland; or
- iii. in any other case or where your registration fee is paid in Australian dollars (\$/AUD), the courts of the State of Victoria, Australia.





GAMSAT Office at ACER

Private Bag 55

Camberwell

VIC 3124

Australia

e: gamsat@acer.org

w: gamsat.acer.org

GAMSAT

Graduate Medical School Admissions Test

Remote Proctoring Guide

Written Communication

28 February – 1 March 2026

22 – 23 August 2026

Humanities and Biological Sciences

20 – 22 March 2026

11 – 13 September 2026

gamsat.acer.org



If you need immediate assistance, please access your ProctorU Account and use the Live Chat feature. If it is a non-urgent request, please enter the details of your request through the support website and a member of ProctorU support staff will respond as soon as possible.

(Response times within 24-48 hours)

<https://support.proctoru.com>

Please Note: This document has been designed to work in combination with the GAMSAT Information Booklet. Test takers should review the contents of both booklets as they prepare to sit GAMSAT in 2026.



Contents

Before the test	3
Getting started: steps to take before the test day	3
During the test window	5
No shows	5
Rescheduling	5
Technical specifications	5
What technology is NOT supported:	7
Technical troubleshooting	7
Test your equipment	8
ACER Test App	8
GAMSAT online platform DEMO	9
On the day of the test	10
Pre-test set up	10
Taking your test	10
Test takers with reasonable adjustments	10
Beginning your test – step by step	10
Finishing your test session	11
After your test session	11
What to do if you experience technical or connection problems during?	12
ProctorU support	12
Appendix: Starting the test, on the test day	13

Before the test

Getting started: steps to take before the test day

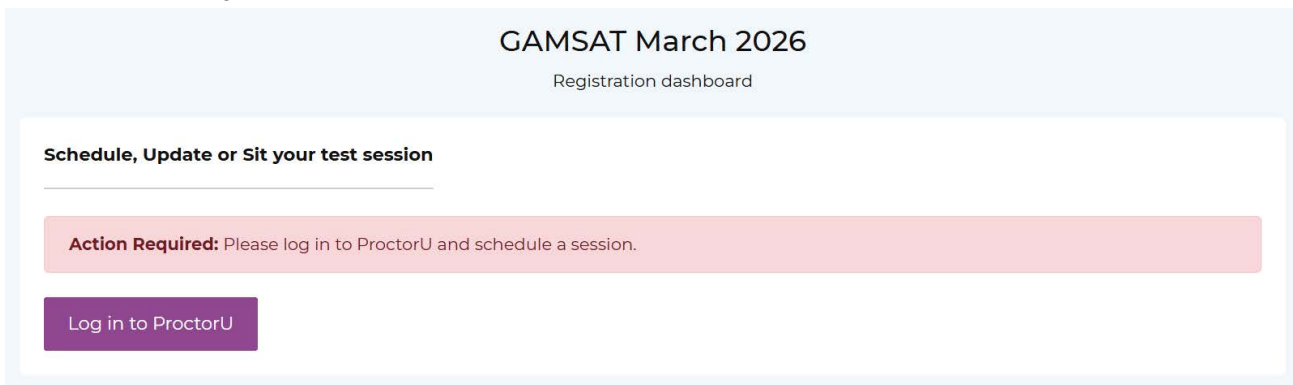
Please note that screenshots are for instructional purposes only and may not be reflective of the options available when scheduling your test.

- 1. Register:** You will need to complete your registration by the relevant deadline for the test window you want to sit during. After payment is made, you will be able to book your test session(s) directly via your registration dashboard. To access your registration dashboard, login to your ACER account, and click "Manage" next your 2026 registration.

GAMSAT	March 2026	26100001	Completed	Manage
--------	------------	----------	-----------	------------------------

- 2. Schedule your test(s):** Follow the prompt on your registration dashboard to login to ProctorU and schedule your test session(s):

- Click on the 'Login to ProctorU button



- Select the term and exam, then 'Find Sessions'



Please note: remote proctoring for Humanities and Biological Sciences is only available under certain circumstances; any bookings made with ProctorU for these sections without prior approval will be automatically cancelled.

Please refer to the [Alternative Delivery Requests Guidelines](#) for further information.

- Choose your preferred date and time and click 'Submit Search'. A list of available times closest to your preference will be displayed. Please note that sessions are subject to the availability on ProctorU; it may not be possible to schedule your exact preferred time. We suggest you register and book early to avoid disappointment.

Session times will be displayed in the time zone you selected when registering; to avoid confusion **please make sure this is the time zone you will be in when completing the exam**. When scheduling your exam, pay attention to the time you are choosing if you select 12AM you are scheduling for Midnight (**AM = Morning, PM = Afternoon**).

Please account for anywhere from 10 to 45 minutes to complete the start-up procedures in addition to the time you'll spend in your exam. This is the time it takes to verify your identity, secure your environment, and get you started sitting the GAMSAT. The start-up process does not take any time away from the time you're allowed in your exam.

After you have scheduled your session, you will receive a booking confirmation email from ProctorU. If you do not receive these emails, check your junk/spam folders first, then please contact ProctorU support.

If you are unable to select your preferred session time you will need to keep checking ProctorU to see if your preferred session time becomes available. Due to the volume of test takers sitting across the test window, availability will be limited.

Please use the Live Chat feature to contact ProctorU support if you have any issues creating an account or scheduling.

Your test timer does not start until you click 'start test' when you are sitting GAMSAT.

- 3. Download Guardian Browser:** It is mandatory for all test takers to download the [Guardian browser](#). This browser is required for your assigned proctor to communicate with you during your test. It will also allow them to monitor your session and complete all the required room and computer checks during the exam.
- 4. Check your equipment:** [Test your equipment](#) to make sure your system is compatible with ProctorU. [Click here](#) to see a full list of requirements.
- 5. Find an acceptable place to take your exam:** The environment needs to be quiet, well-lit, and away from other people. Your desk area needs to be free of any materials not allowed during the exam. Make sure you use a desk or table you are not able to complete the test from a bed, couch, or sitting on the floor.

During the test window

No shows

On your test day, ProctorU will hold your reservation for 15 minutes after your scheduled time. If you have not logged into your ProctorU account and attempted to connect to a proctor within this 15-minute window, you will be marked as a 'No Show' from your session. All test takers are permitted 1 'No show' per test session. To schedule another session, you will need to contact the GAMSAT Office by email, or through the ACER messaging system within 12 hours of your original session to reschedule. All reschedules due to 'No Show' status are subject to a rescheduling fee.

No show fees must be paid before your session will be rescheduled. Your new session must be rescheduled within the advertised test window.

No show fees		
150 AUD	90 EUR	76 GBP

Rescheduling

If you encounter technical difficulties on the day of your exam that prevent you from completing your test, you are not considered a 'No show' and are able to reschedule your test free of charge. Please contact the GAMSAT Office immediately following your original session for assistance in rescheduling. All rescheduled sittings must be scheduled within the advertised test window.

Test takers wanting to change their session prior to the test window starting can do so via their registration dashboard by the below deadline:

- GAMSAT March 2026 – 6AM GMT/5pm AEDT Friday 20 February 2026
- GAMSAT September 2026 – 8am BST/5pm AEST Friday 14 August 2026

After this time, all sessions are final, and any requests for rescheduling will be subject to a rescheduling fee.

Please follow the steps below:

- a. Log into your ACER account and "Manage" your 2026 registration.
- b. Click the "Log in to ProctorU" button on the top of your registration dashboard.
- c. Scroll down to "Scheduled Appointments" and select "Reschedule".

Technical specifications

To sit the GAMSAT via remote proctoring, you will need to use a desktop computer or laptop. iPads, tablets, or mobile phones are not suitable. Please review the list of requirements below for your camera, operating system, upload/download speeds, RAM, ports, microphones, and browsers.

Generally, a desktop device with a webcam will be a better option to a laptop, however there is nothing wrong with sitting the test using a laptop. We would recommend you use an external mouse, as track pads may be difficult to use under test conditions. If you use a laptop, for best results it is recommended it be a 15" screen or larger. However, a 13" screen will be acceptable, it will simply mean that you will have to scroll more to see the information in the question stimulus. Please ensure that your screen resolution is set to a minimum of 1280 x 1024.

You will also need:

- A functioning microphone (some web cameras have them built-in)
- ACER Test App (refer to following notes)
- [Guardian Browser](#) (refer to following notes)

For more information check out the ProctorU website: [Equipment requirements and help](#)

Requirement type	Minimum	Recommended
Internet connection	Wi-Fi connection	Wired connection
PC users≠	Windows 10≠ (Windows 10 s mod is not supported) Guardian browser requires 64-bit windows 10	Windows 10≠ (Windows 10 s mod is not supported)
Mac Users	MacOS 11 (Oldest Still Maintained Version)	MacOS 11
CPU	4 core CPU (less than 85% CPU Usage)	More than 4 core CPU (less than 50% CPU Usage)
Webcam	640x480 resolution	1280x720 resolution
Internet Download Speed	3Mbps	12Mbps
Internet Upload Speed	3Mbps	3Mbps
RAM	8 GB (less than 95% Ram Usage)	16 GB (less than 90% Usage)
Connectivity Ports	1935, 843, 80, 443, 61613, UDP/TCP (See below**)	
Screen Resolution	1366 x 768	1920 x 1080 and above
Web browser	Guardian browser download	
Microphone/Speakers	Functioning microphone and speakers (webcam or desktop) (Headphones, earbuds, etc. not permitted) Please contact the GAMSAT Office if you need to use headphones	

NOTE: While we regularly review ProctorU’s minimum technical requirements, these are subject to change. We suggest you refer to their [Equipment Requirements](#) for the most up-to-date advice.

≠ Test takers **must** have an active windows license on the computer/laptop used to sit the test. You will not be able to proceed with an inactive licence.

**Connectivity ports

To successfully allow ProctorU to connect to your computer and you to ProctorU your internet connection must allow communication on the ports listed. The easiest way to check if your connection will work is to use the automatic checker provided in your ProctorU account.

Log into your ProctorU account and click the button that says, “Test Your Equipment.”

Please note: The automated equipment check does not guarantee your equipment’s functionality on exam day.

What technology is NOT supported:

Here is a list of technology not currently supported by ProctorU.

- Google Chromebooks
- Tablets (Nexus, iPad, Tab, Note, etc.)
- Smartphones
- Linux operating systems
- Windows 10 and 11 in S mode or Surface RT
- Microsoft Edge browser
- No running inside a virtual machine. You will be asked to reconnect using your host operating system to take your test.

If your equipment does not pass the technical readiness checks and the issues cannot be resolved by ProctorU's live technicians, you should source another test location and/or computer/equipment and complete the technical checks again.

Technical troubleshooting

Internet connection/bandwidth

Testing with ProctorU requires a strong and stable internet connection to support screen sharing and remote proctoring software. Issues with stability or speed may prevent you from testing or may cause issues during your exam. Try some of the tips below if you're experiencing issues with your internet.

Recommended Minimum Speeds

- Download: 3 Mbps
- Upload: 3 Mbps [Test Internet speeds](#)

Note: Hotspots and tethering are not supported due to stability issues

Tips for improving your internet connection speed

Make sure no one else is using the internet while you're testing. Things like watching Netflix/YouTube or playing online video games, will slow down the connection and may disconnect you from your exam.

Unplug your router and modem for at least 30 seconds. Plug the modem back in and wait 60 seconds, then plug the router back in and wait 2 minutes. Restart your computer. Test your internet connection again.

If on Wi Fi, connect via ethernet cable or move as close to the router as possible.

(Keep in mind that no one else can be in your room!)

Troubleshooting your microphone:

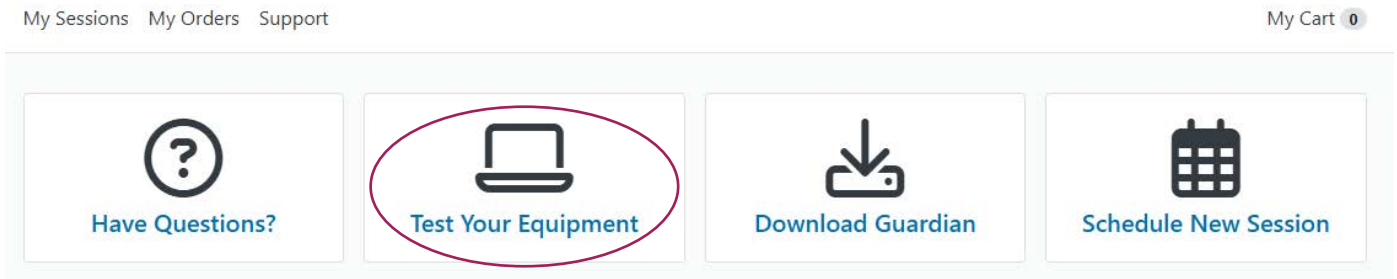
A Microphone is required for your exam so the proctor can hear you. If your microphone is not working, try some of the [troubleshooting steps](#) found on the ProctorU website.

Troubleshooting your webcam/camera:

A camera is required for your GAMSAT so that the proctor can monitor your testing environment. If your camera is not working, try some of the [troubleshooting steps](#) found on the ProctorU website.

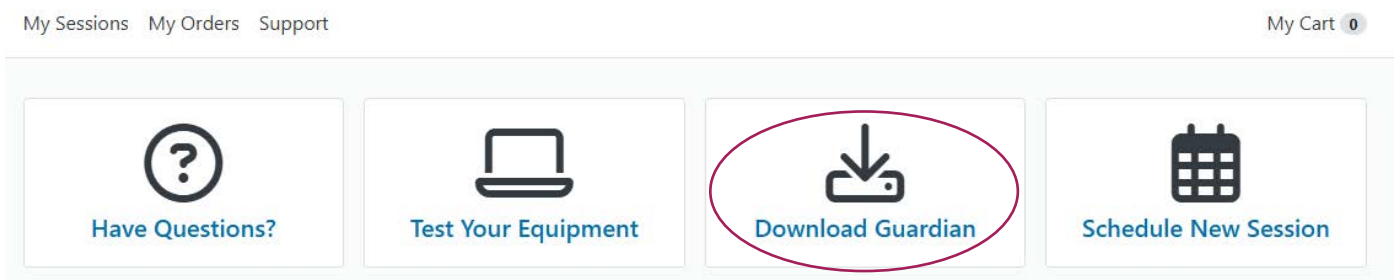
Test your equipment

You must pre-check your equipment by performing a Test Your Equipment check through ProctorU. Test using the computer and internet connection that you plan to sit the test with at the location you will be doing the test from. Network firewalls at public locations such as schools, universities, workplaces, or libraries may prevent access to ProctorU on your test day and the equipment test may not detect the firewalls. Computers provided by a workplace, school or institution may also have settings that prevent you from sitting the test. For these reasons you are advised to sit the test using a personal computer connected to your home network. To complete this step, log in to ProctorU, on the ProctorU homepage, click on the Test Your Equipment button:



Guardian Browser

All Test takers must download the only supported Guardian browser, prior to their GAMSAT sitting. This browser is required for ProctorU to complete all the checks and view the Test taker during the test. To complete this step, log in to ProctorU, on the ProctorU homepage, click on Download Guardian Browser run the downloaded file to install Guardian Browser:



ACER Test App

To complete the GAMSAT you are required to download the ACER Test App. This is a secure platform that houses the test itself. All test takers will use their ACER account username and password to access their test on the test day.

To sit the test by remote proctoring, you must install the ACER Test App on the device that you intend to sit the test with. **Please use the appropriate link below to download and install the ACER test app.**

If you have a previous version of the ACER Test App installed on your computer, you must uninstall it first.

To install the Test App, click on the relevant link below:

- for Windows 7 or higher <https://registration.acer.edu.au/redirections/tavas-app/os/windows>

1. Double click on the exec file to install this version.

2. If you see the message "Windows protected your PC"

> click *More Info*. When a new message open > click *Run Anyway*

- for Mac OS 11 or higher (most common)

<https://registration.acer.edu.au/redirections/tavas-app/os/osx>

To install MAC version - right click in the DMG file and click OPEN

- for Apple Mac with the Apple M1 chip & newer <https://registration.acer.edu.au/redirections/tavas-app/os/osx-arm64> If Mac Gatekeeper blocks the ACER Test app, please follow [these instructions](#).

Please note that you do not need to login to the test app prior to your scheduled session. If you do log in before, you will either be met with a blank screen, or a locked test.

You will need to connect with a proctor before your test can be unlocked.

If you are unable to install the ACER Test App on your computer the cause could be, but not limited to, firewall or antivirus. Please note these restrictions are beyond ACER's control.

IMPORTANT: Ensure any remote controlling software has been disabled and uninstalled before you sit the test. Remote controlling software is anything that allows you to screenshare, screen record, operate from a remote/virtual desktop, or run an operating system that is not native to your computer (i.e Apple Bootcamp). The use of any such programs will be deemed a serious act of misconduct, resulting in the cancellation of results and a possible disqualification.

GAMSAT online platform DEMO

For you to familiarise yourself with the online delivery platform, the GAMSAT Office has made available some questions from existing preparation material for you to navigate and explore.

The purpose of the DEMO is not to provide you with additional practice questions. It is to provide you with the opportunity to familiarise yourself with the online test delivery platform, so you know what to expect when you undertake the GAMSAT test.

Please note none of the questions that appear in the DEMO will be marked. This is for familiarisation of the delivery platform only, so please do not contact the GAMSAT office seeking feedback or results.

If you exit at any point without completing a section, you will be redirected back to the same question once you revisit the link. There is no limit on how many times you can access the online platform DEMO.

GAMSAT checklist

- Step 1 Register to sit GAMSAT.
- Step 2 Schedule your test session(s).
- Step 3 Complete all the technical checks with ProctorU.
- Step 4 Complete Written Communication 28 February – 1 March for GAMSAT March, or 22 – 23 August for GAMSAT September with ProctorU.
- Step 5 Complete Humanities and Biological Sciences 21 – 22 March for GAMSAT March, or 11 – 13 September for GAMSAT September in a test centre or with ProctorU.
- Step 6 Wait for your results – released in May 2026 for GAMSAT March, and November 2026 for GAMSAT September.



On the day of the test

Pre-test set up

Before taking your test ensure your workspace is ready. Your space must be private and quiet, with a suitable desk and chair. You must have a clean and clear area that does not have notes or books or clutter on, or around it. Dual monitors are not permitted, if you have one you will need to disconnect it and cover it with a sheet or similar.

You will need to follow the directions of your proctor during the environment screening. If they advise the area is not suitable, you will be instructed accordingly.

Please watch this [short video](#) of what to expect in a proctored test session with ProctorU.

Taking your test

Once your space is ready and it is time to take your GAMSAT, you will need to log into your [ACER account](#) and log into ProctorU via your 2026 registration.

You must have the following permitted items with you:

- Acceptable current and photo-bearing identification document e.g. current passport or driver's licence
- Mirror or another reflective device*
- Two (2) sheets of blank A4 sized paper per section OR an erasable whiteboard
- Whiteboard marker or pens/pencils
- Pencil sharpener, eraser
- A clear water bottle (no labels attached)

*You need a mirror or reflective device to show the proctor a 360-degree view of your testing environment, or to show the proctor the area around your computer screen.

A handheld mirror is fine; it does not need to be large or visible to the proctor throughout your exam. Front facing camera on your mobile phone is accepted by ProctorU.

Test takers with reasonable adjustments

If you have been approved for Reasonable Adjustments, you will receive an approval notification to login to your ACER account and view the adjustment details. Have these details with you for your session and show it to your proctor if asked. The GAMSAT Office will update your ProctorU account with your approved adjustments ahead of your session, and will add any additional time to your test via the ACER Test App.

Please note: **Proctors cannot adjust the timer on your test**, if you think there has been an error, please complete your test with the time provided and email the GAMSAT Office after the session so we can investigate.

Beginning your test – step by step

This process will likely take between 10 to 30 minutes; unless you experience technical difficulties, which means it could take an hour or more in severe cases. Be sure to [test your equipment](#) at least a week before the test day to minimize the chance you'll have technical issues. If you do have technical issues, ProctorU support will do what they can to assist you with fixing your equipment. This time is not subtracted from the time you're allowed in your test – try not to panic and stay calm.

- 1. Login to ProctorU:** Login to your ProctorU via your ACER account 5 minutes before your scheduled appointment (there is no need to do this any earlier) and click Start Session when the countdown timer reaches 0:00:00.
- 2. Pre-checks:** If you don't already have the ProctorU extension, you'll be prompted to download it. You'll be required to accept exam guidelines and terms of service. The browser will prompt you to share your screen, a required part of being proctored online. You'll be automatically guided through a series of equipment checks to make sure your system meets minimum requirements.
- 3. Photo & ID verification:** You'll be prompted to take a photo of yourself as well as your ID for identity verification purposes.

4. **Download chat box:** You will be prompted to download and run a LogMeIn Rescue applet file that will bring up a chat box allowing you to message with your proctor. If prompted, be sure to click “open” or “allow” to give the file permission to run. When the chat box says “waiting,” it means that you are in the queue waiting for your proctor. TIP: If your status shows “waiting”, do not re-download the applet file as that will put you back at the end of the queue.
5. **Proctor connection & confirmations:** Your proctor will greet you and confirm that you passed your identity verification steps. You’ll review the exam rules with your proctor, and they’ll ask to see any permitted resources that your instructor has allowed you to use during your exam.
6. **Remote system checks:** Your proctor will ask to take remote control of your mouse and keyboard via the Guardian browser to make sure no unpermitted programs are running. You will be able to see everything that your proctor is doing during this step, and it is impossible for them to access any files without your knowledge.
7. **Room screening:** Your proctor will ask you to show the 4 walls of your room as well as your desk space via your webcam. You may or may not also be asked to show your computer monitor. Your proctor will make sure your cell phone is out of reach. Navigating to the Exam & Password Entry: Your proctor will then direct you into your LMS or exam delivery system so that they can unlock your exam with the password they’ve been provided by your instructor.
8. **Take Your Exam:** Your proctor will release control of your computer, and you’ll begin your exam when you’re ready.

NOTE: Your webcam view and your screen will be recorded for the duration of your exam.

IMPORTANT: The test timer is located within the ACER test app. It is up to the test taker to manage their time; proctors will not prompt you with warnings for test timings.

Finishing your test session

9. **Alert your proctor when you’re done:** After you have finished and submitted your exam, let your proctor know through the chat box. You will be required to tear up your scratch paper or show your blank erased whiteboard before exiting the test session.
10. **Return to assessment page and close ACER Test App:** Your proctor will observe you returning to the assessment page and exiting the Test App.
11. **Close the Guardian browser and chat box:** This will end your session with ProctorU. Once these close, you may be asked to complete a customer satisfaction survey; this isn’t mandatory.

You’re all done!

NOTE: Your test is submitted and saved directly to ACER. It can take some time for ProctorU to update your status to completed on their end; this does not have any impact on test submission.

After your test session

GAMSAT results will be released to applicants in May 2026 for GAMSAT March, and November 2026 for GAMSAT September. You will be notified by email when your results are ready.

A Statement of Results (SOR) PDF will be available in your ACER account under your 2026 registration. ACER does not provide hard copies of results; you are advised to save and print a copy of the Statement of Results for your records.

ACER will contact you if there is any action required to make results available to universities for the purpose of selecting applicants into their programmes.

What to do if you experience technical or connection problems during?

Test takers who have technical issues that cannot be resolved by the proctor, may be directed to ProctorU technical support. They will do what they can to assist you to get your computer working so you can complete your test session. Please stay online with them, follow their instructions, and do not disconnect from your ProctorU session.

If, however, they cannot resolve your issues please contact the GAMSAT Office via email or message immediately, so that we can review and investigate your sitting. Please provide as much information as possible. Your case will be investigated based on the ProctorU test session records, ACER online test logs, and any information provided by you in writing. The GAMSAT Office will take appropriate actions to rectify the issue within the test window. Depending on the outcome of the investigation this could include, your session being rescheduled, or your test being re-opened.

Proctors cannot add time to your test. If you lose time, take a note of how much, notify your proctor via the chat function and keep working. Finish and submit your test. Then email or message the GAMSAT Office immediately.

IMPORTANT: While ProctorU are provided with specific information about the rules and requirements when sitting the test, they have no involvement or insight into ACER procedures or policies. They can't answer specific questions about GAMSAT or provide you with information about the outcome of any investigations.

ProctorU support

If you need immediate assistance, please access your [ProctorU Account](#) and use the Live Chat feature.

If it is not urgent, please enter the details through the [support website](#) and a member of ProctorU support staff will respond as soon as possible (a response can be expected within 24-48 hours).



Appendix: Starting the test, on the test day

Step 1:

Login to your ACER account and log into ProctorU via your 2026 registration at your scheduled time. Follow the steps to launch your test session.

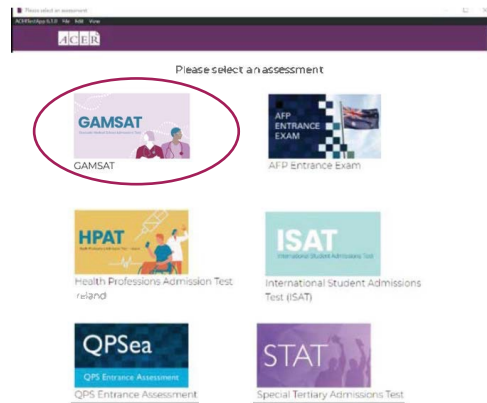


Start the ACER Test App when the proctor instructs you.

Please watch this [short video](#) of what to expect in a proctored test session with ProctorU.

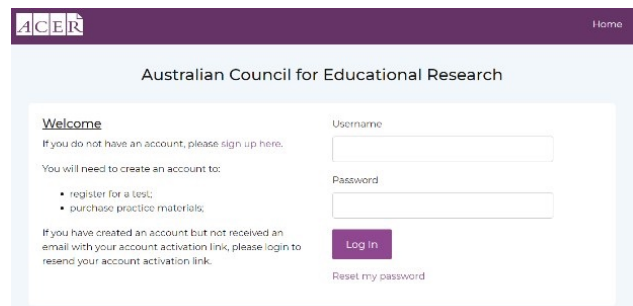
Step 2:

When the ACER Test App starts, you will see the following homepage. Click on the GAMSAT tile.



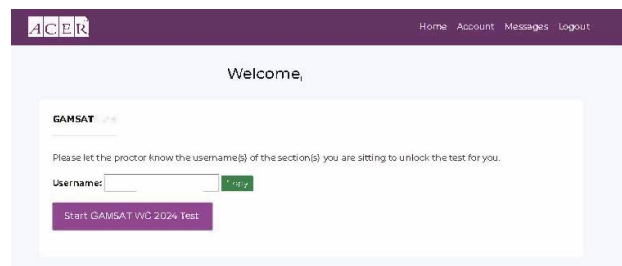
Step 3:

Log in to the Test App using your ACER account username and password.



Step 4:

Once logged in, your username (i.e. email) will appear in the text box. Copy and paste this into the chat box for your proctor to use to unlock your allocated test.



Step 5:

After you have logged in, you will see the following page.

Wait for your Proctor to unlock the test for you.



Step 6:

You will know when your test is unlocked as the button will go green.

